



# trase

## Muricilandia

COMMODITY YEAR COUNTRY BIOME STATE  
**Soy 2017 Brazil Amazonia Tocantins**

AREA PRODUCTION OF SOY SOY LAND  
**1,187 km<sup>2</sup> 3,024 t 1,200 ha**

In 2017, Muricilandia produced 3,024 t of soy occupying a total of 1,200 ha of land. With less than 0.01% of the total production, it ranks 1264th in Brazil in soy production, and 68th in the state of Tocantins. The largest exporter of soy in Muricilandia was Amaggi & Ld Commodities, which accounted for 100.0% of the total exports, and the main destination was China (Mainland).

AGRICULTURAL INDICATORS	SCORE	STATE RANKING
Production of soy	3,024 t	68
Soy yield	2.5 t/ha	42
Agricultural land used for soy	98.4 %	2
ENVIRONMENTAL INDICATORS	SCORE	STATE RANKING
Territorial deforestation	0 ha	132
Soy deforestation	- ha	-
Land based CO2 emissions	0 t CO2	132
Water scarcity	2 /7	5

SOCIO-ECONOMIC INDICATORS	SCORE	STATE RANKING
Human Development Index	0.596 /1	68
GDP per capita	- USD/capita	-
GDP from agriculture	- %	-
Smallholder dominance	18 %	-
Reported cases of forced labour	-	-
Reported cases of land conflicts	-	-
Population	3,356	100

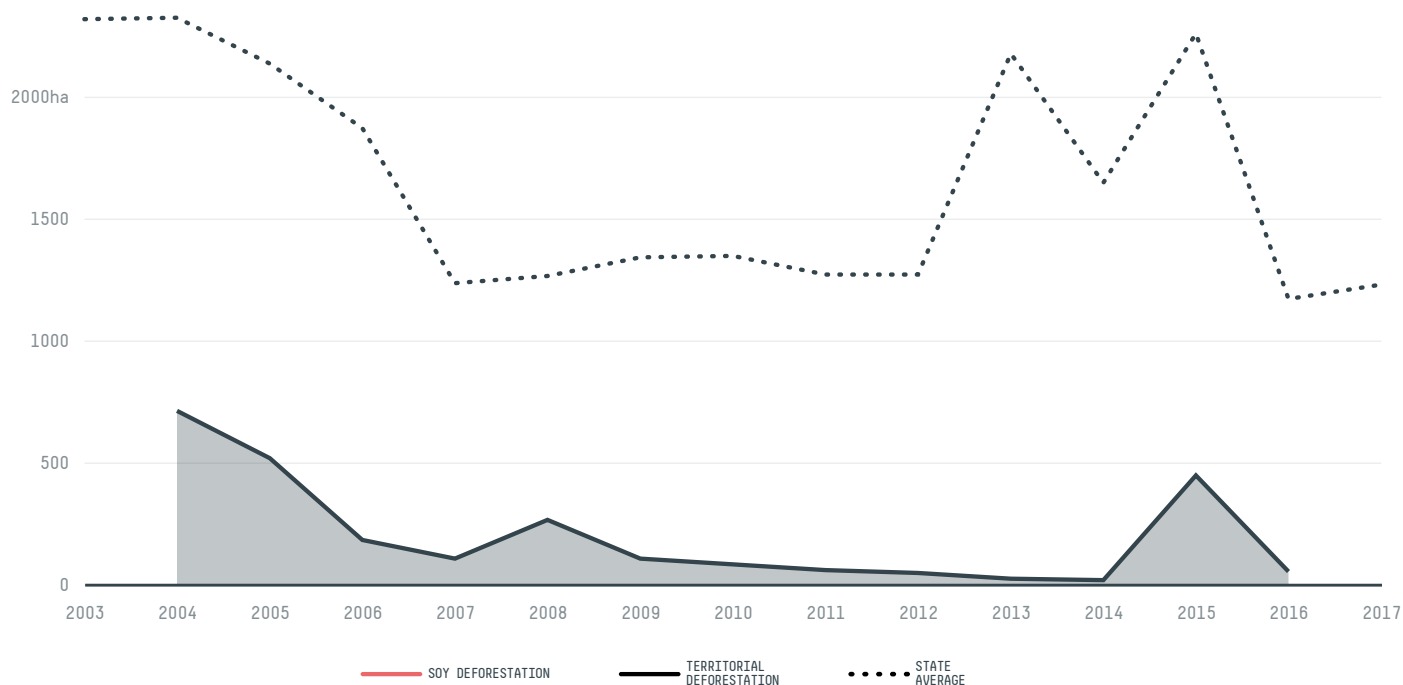
  

TERRITORIAL GOVERNANCE	SCORE	STATE RANKING
Legal Reserve deficit	7,955.5 ha	13
Legal Reserve deficit as a % of private land	7.3 %	-
Protected vegetation in private land	40,037.4 ha	-
Unprotected vegetation in private land	460.6 ha	119


  

ACTOR COMMITMENTS	SCORE	STATE RANKING
Soy traded under zero deforestation commitment	0 %	38
Round Table on Responsible Soy	0 t	3

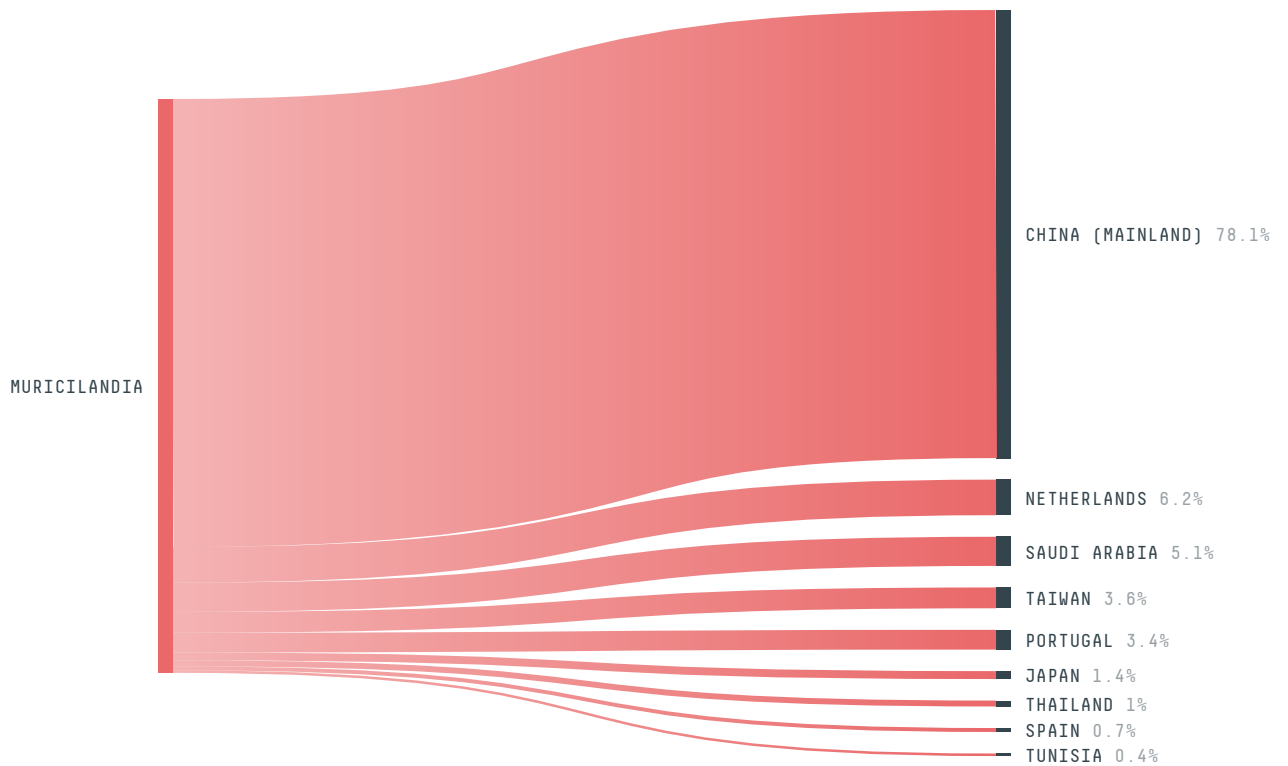
## DEFORESTATION TRAJECTORY OF MURICILANDIA



## TOP TRADERS OF SOY IN MURICILANDIA IN 2017



## TOP IMPORTING COUNTRIES OF SOY FROM MURICILANDIA IN 2017



This website uses cookies to provide you with an improved user experience. By continuing to browse this site, you consent to the use of cookies and similar technologies. Please visit our [privacy policy](#) for further details.


I agree

Trase is a partnership between

 Stockholm Environment Institute

 Global Canopy Programme

In collaboration with

 vizzuality

 The European Forest Institute

and many other organizations and individuals.

Donors

 The Global Environment Facility

 WWF

 Europe

 Gordon and Betty Moore Foundation

 The Nature Conservancy

 Department for International Development

 Formas

 Norway's International Climate and Forest Initiative (NICFI)

[Terms of Use](#) · [Privacy policy](#) · [Cookie policy](#) · [Contact us](#)

This website uses cookies to provide you with an improved user experience. By continuing to browse this site, you consent to the use of cookies and similar technologies. Please visit our [privacy policy](#) for further details.

I AGREE