



# trase

## Porto nacionala

COMMODITY    YEAR    COUNTRY    BIOME    STATE  
**Soy**    **2017**    **Brazil**    **Cerrado**    **Tocantins**

AREA    PRODUCTION OF SOY    SOY LAND  
**4,450 km<sup>2</sup>**    **118,900 t**    **41,000 ha**

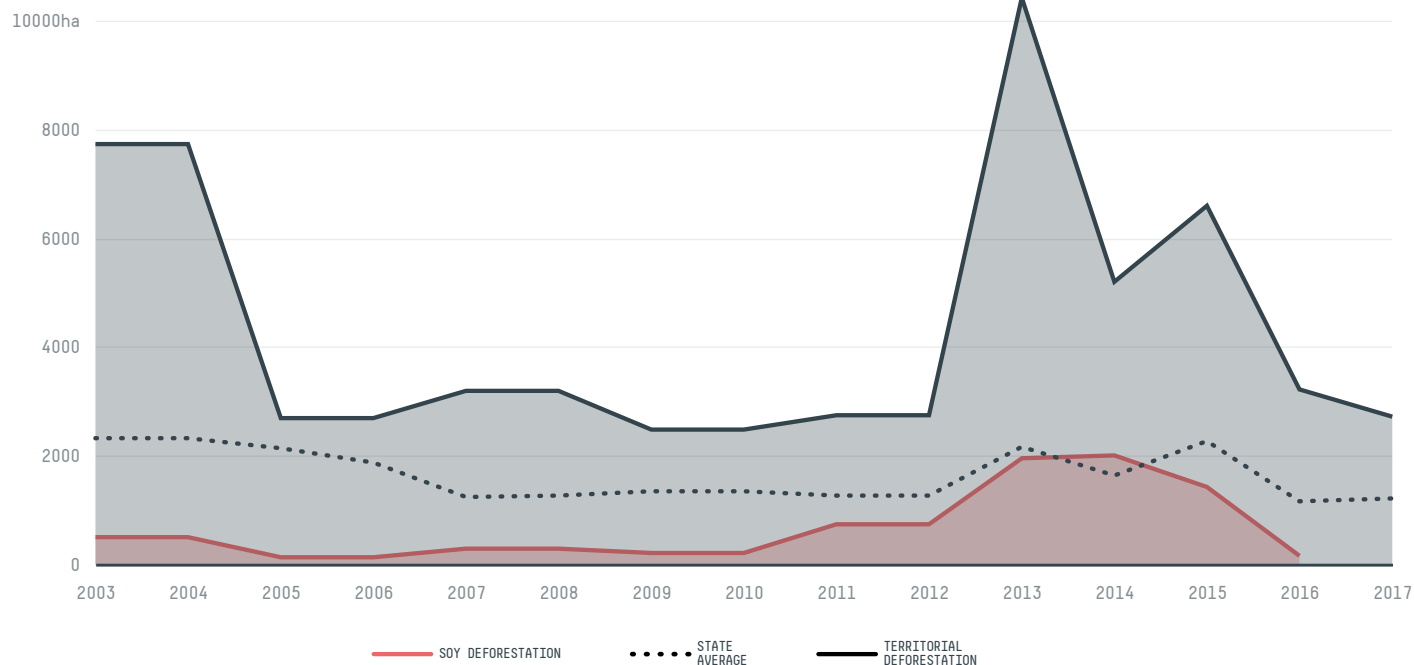
In 2017, Porto Nacionala produced 118,900 t of soy occupying a total of 41,000 ha of land. With 0.06% of the total production, it ranks 215th in Brazil in soy production, and 5th in the state of Tocantins. The largest exporter of soy in Porto Nacionala was Agrex, which accounted for 72.1% of the total exports, and the main destination was China (Mainland).

AGRICULTURAL INDICATORS	SCORE	STATE RANKING
Production of soy	118,900 t	5
Soy yield	2.9 t/ha	30
Agricultural land used for soy	70.7 %	43

ENVIRONMENTAL INDICATORS	SCORE	STATE RANKING
Territorial deforestation	2,710 ha	23
Soy deforestation	- ha	-
Land based CO2 emissions	339,960 t CO2	20
Water scarcity	3 /7	4

SOCIO-ECONOMIC INDICATORS	SCORE	STATE RANKING
Human Development Index	0.74 /1	6
GDP per capita	- USD/capita	-
GDP from agriculture	- %	-
Smallholder dominance	37 %	-
Reported cases of forced labour	-	-
Reported cases of land conflicts	1	6
Population	51,501	4
TERRITORIAL GOVERNANCE	SCORE	STATE RANKING
Legal Reserve deficit	6,676.1 ha	18
Legal Reserve deficit as a % of private land	2.4 %	-
Protected vegetation in private land	81,808.8 ha	-
Unprotected vegetation in private land	48,927.7 ha	28
ACTOR COMMITMENTS	SCORE	STATE RANKING
Soy traded under zero deforestation commitment	22.8 %	29
Round Table on Responsible Soy	0 t	3

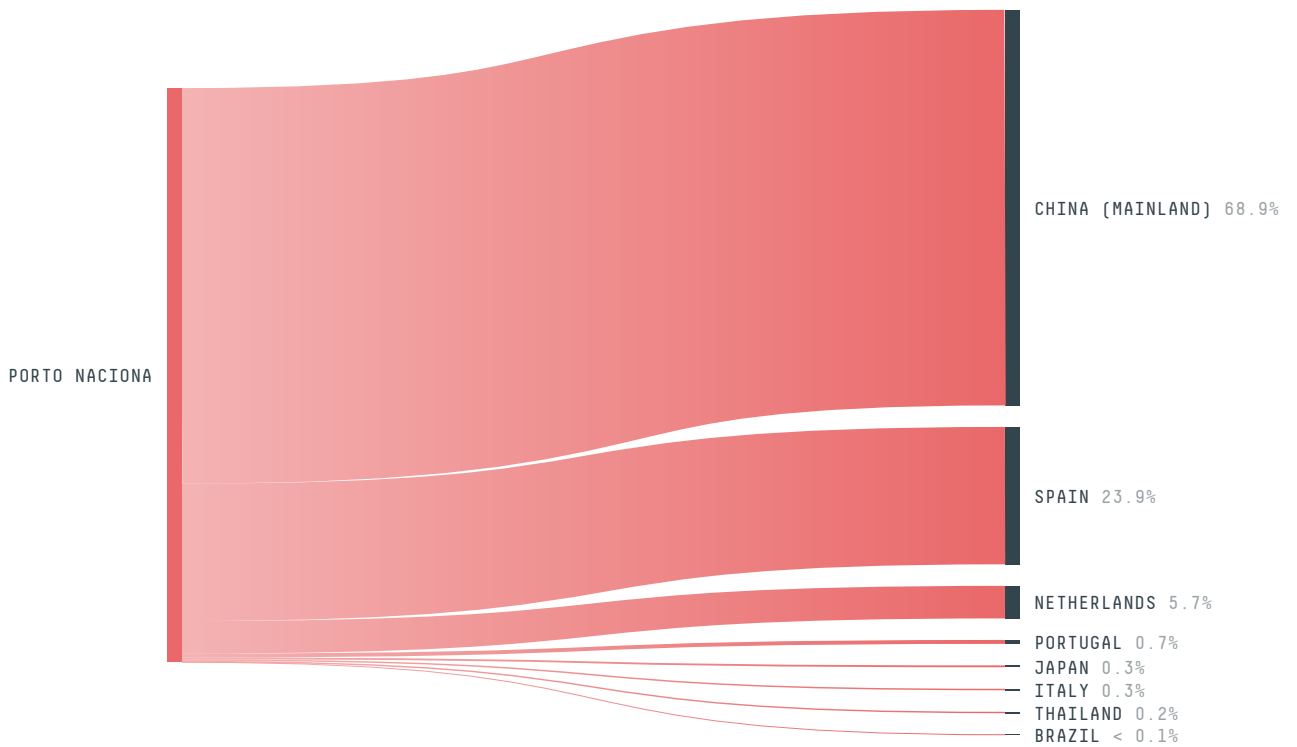
## DEFORESTATION TRAJECTORY OF PORTO NACIONAL



## TOP TRADERS OF SOY IN PORTO NACIONAL IN 2017



## TOP IMPORTING COUNTRIES OF SOY FROM PORTO NACIONAL IN 2017




This website uses cookies to provide you with an improved user experience. By continuing to browse this site, you consent to the use of cookies and similar technologies. Please visit our [privacy policy](#) for further details.


I agree

Trase is a partnership between

 Stockholm Environment Institute

 Global Canopy Programme

In collaboration with

 vizzuality

 The European Forest Institute

and many other organizations and individuals.

Donors

 The Global Environment Facility

 WWF

 Europe

 Gordon and Betty Moore Foundation

 The Nature Conservancy

 Department for International Development

 Formas

 Norway's International Climate and Forest Initiative (NICFI)

[Terms of Use](#) · [Privacy policy](#) · [Cookie policy](#) · [Contact us](#)

This website uses cookies to provide you with an improved user experience. By continuing to browse this site, you consent to the use of cookies and similar technologies. Please visit our [privacy policy](#) for further details.

I AGREE