



# trase

## Brasilandia do tocantins

COMMODITY YEAR COUNTRY BIOME STATE  
**Soy 2014 Brazil Cerrado Tocantins**

AREA PRODUCTION OF SOY SOY LAND  
**642 km<sup>2</sup> 4,200 t 1,500 ha**

In 2014, Brasilandia Do Tocantins produced 4,200 t of soy occupying a total of 1,500 ha of land. With less than 0.01% of the total production, it ranks 1000th in Brazil in soy production, and 52nd in the state of Tocantins. The largest exporter of soy in Brasilandia Do Tocantins was Bunge, which accounted for 100.0% of the total exports, and the main destination was Spain.

AGRICULTURAL INDICATORS	SCORE	STATE RANKING
Production of soy	4,200 t	52
Soy yield	2.8 t/ha	20
Agricultural land used for soy	63.3 %	42
ENVIRONMENTAL INDICATORS	SCORE	STATE RANKING
Territorial deforestation	1,038 ha	69
Soy deforestation	0 ha	79
Land based CO2 emissions	117,489 t CO2	71
Water scarcity	2 /7	5

SOCIO-ECONOMIC INDICATORS	SCORE	STATE RANKING
Human Development Index	0.684 /1	14
GDP per capita	6,798 USD/capita	39
GDP from agriculture	24.4 %	60
Smallholder dominance	24 %	-
Reported cases of forced labour	-	-
Reported cases of land conflicts	-	-
Population	2,154	127

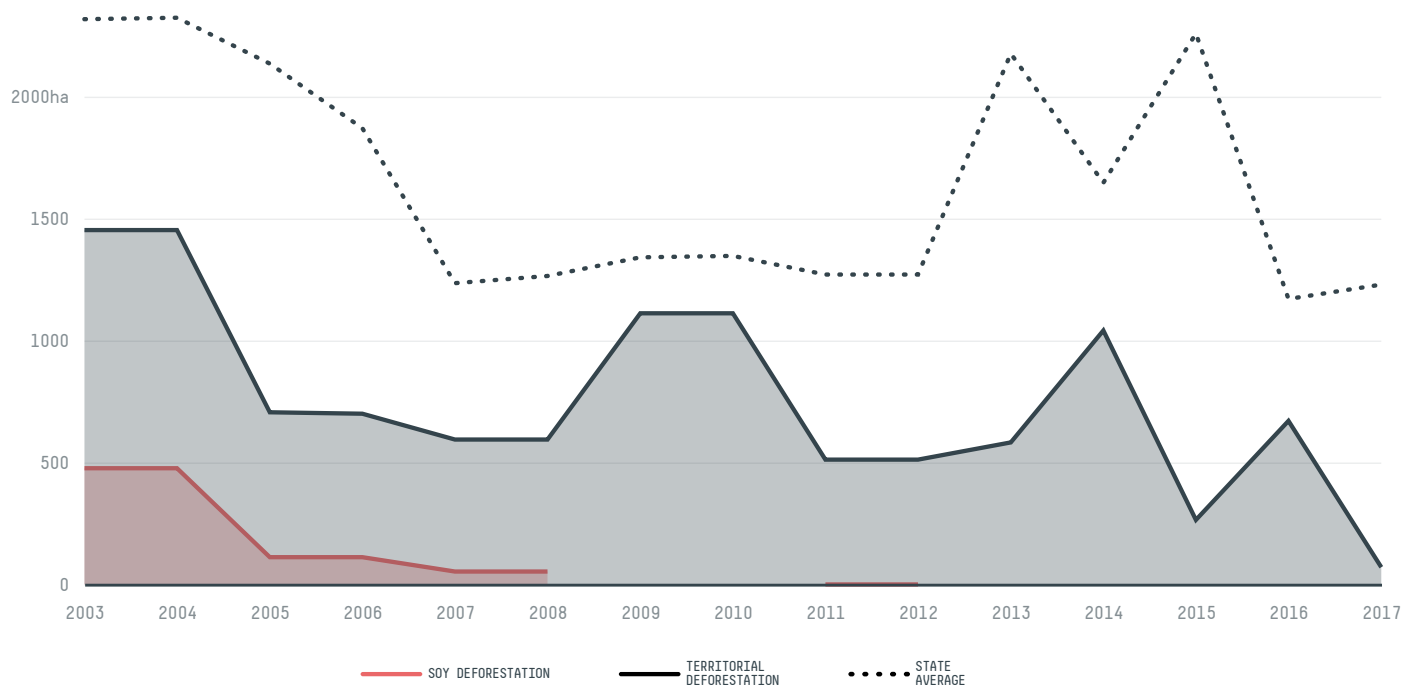
  

TERRITORIAL GOVERNANCE	SCORE	STATE RANKING
Legal Reserve deficit	1,415.6 ha	67
Legal Reserve deficit as a % of private land	3.1 %	-
Protected vegetation in private land	12,349.6 ha	-
Unprotected vegetation in private land	9,994.1 ha	74

ACTOR COMMITMENTS	SCORE	STATE RANKING
Soy traded under zero deforestation commitment	0 %	38
Round Table on Responsible Soy	- t	-


## DEFORESTATION TRAJECTORY OF BRASILANDIA DO TOCANTINS



## TOP TRADERS OF SOY IN BRASILANDIA DO TOCANTINS IN 2014



## TOP IMPORTING COUNTRIES OF SOY FROM BRASILANDIA DO TOCANTINS IN 2014



# GLOBAL FOREST WATCH

This website uses cookies to provide you with an improved user experience. By continuing to browse this site, you consent to the use of cookies and similar technologies. Please visit our [privacy policy](#) for further details.


I agree

Trase is a partnership between

 Stockholm Environment Institute

 Global Canopy Programme

In collaboration with

 vizzuality

 The European Forest Institute

and many other organizations and individuals.

Donors

 The Global Environment Facility

 WWF

 Europe

 Gordon and Betty Moore Foundation

 The Nature Conservancy

 Department for International Development

 Formas

 Norway's International Climate and Forest Initiative (NICFI)

[Terms of Use](#) · [Privacy policy](#) · [Cookie policy](#) · [Contact us](#)

This website uses cookies to provide you with an improved user experience. By continuing to browse this site, you consent to the use of cookies and similar technologies. Please visit our [privacy policy](#) for further details.

I AGREE