



trase

Comercial arbahec

ACTIVITY

Importer

COMMODITY

Beef

COUNTRY

Brazil

YEAR

2016

Comercial arbahec was the 1440th largest importer of beef from BRAZIL in 2016, accounting for 34 tons. As an importer, Comercial arbahec sources from 39 municipalities, or 1% of the beef production municipalities. The main destination of the beef imported by Comercial arbahec is Chile, accounting for 100% of the total.


MUNICIPALITY	CATTLE DEFORESTATION RISK	CO2 EMISSIONS RISK FROM CATTLE DEFORESTATION
ARAGUAINA	0.2ha	49.9t CO2
XAMBIOA	0.1ha	35.3t CO2
SANTA FE DO ARAGUAIA	0ha	12.9t CO2
ARAGOMINAS	0.1ha	49.8t CO2
ARAGUANA	0ha	4.1t CO2
ANANAS	0ha	10.2t CO2
BANDEIRANTES DO TOCAN...	0ha	0.2t CO2
MURICILANDIA	0ha	11.7t CO2
ARAGUATINS	0.1ha	21.9t CO2


This website uses cookies to provide you with an improved user experience. By continuing to browse this site, you consent to the use of cookies and similar technologies. Please visit our [privacy policy](#) for further details.

I AGREE




Trase is a partnership
between

 Stockholm Environment
Institute

 Global Canopy Programme

In collaboration with

 vizzuality

 The European Forest
Institute

and many other
organizations and
individuals.


Donors


 The Global Environment
Facility

 WWF
Europe

 Gordon and Betty Moore
Foundation

 The Nature
Conservancy

 Department for International
Development

 Formas
Norway's
International Climate
and Forest Initiative
(NICFI)

[Terms of Use](#) · [Privacy policy](#) · [Cookie policy](#) · [Contact us](#)

This website uses cookies to provide you with an improved user experience. By continuing to browse this site, you consent to the use of cookies and similar technologies. Please visit our [privacy policy](#) for further details.

I AGREE

