



trase

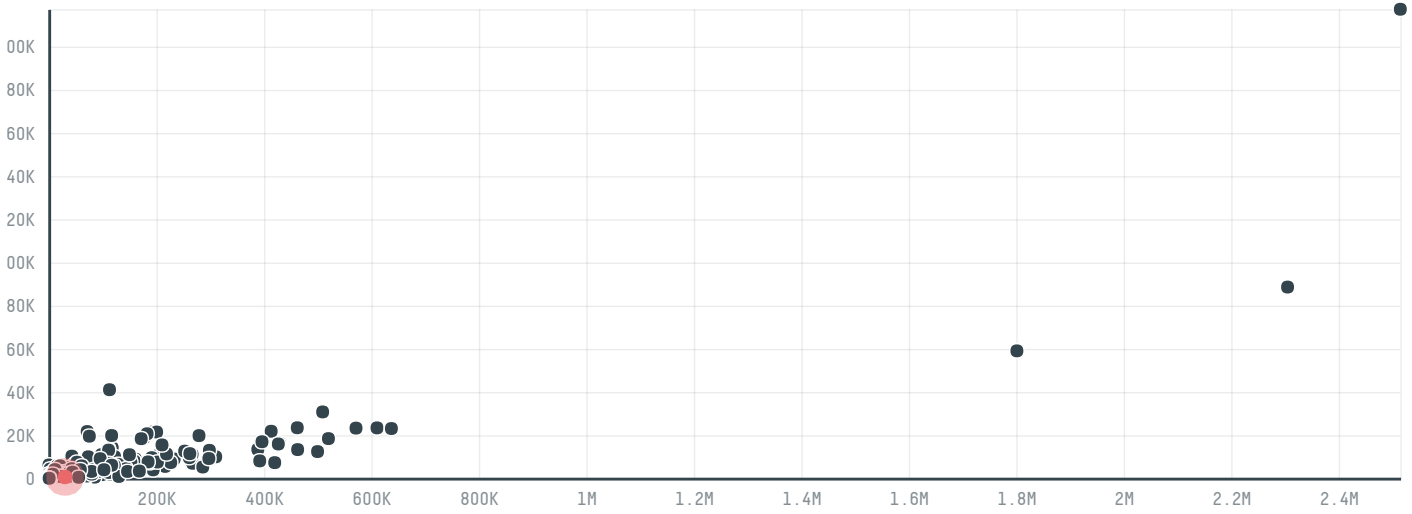
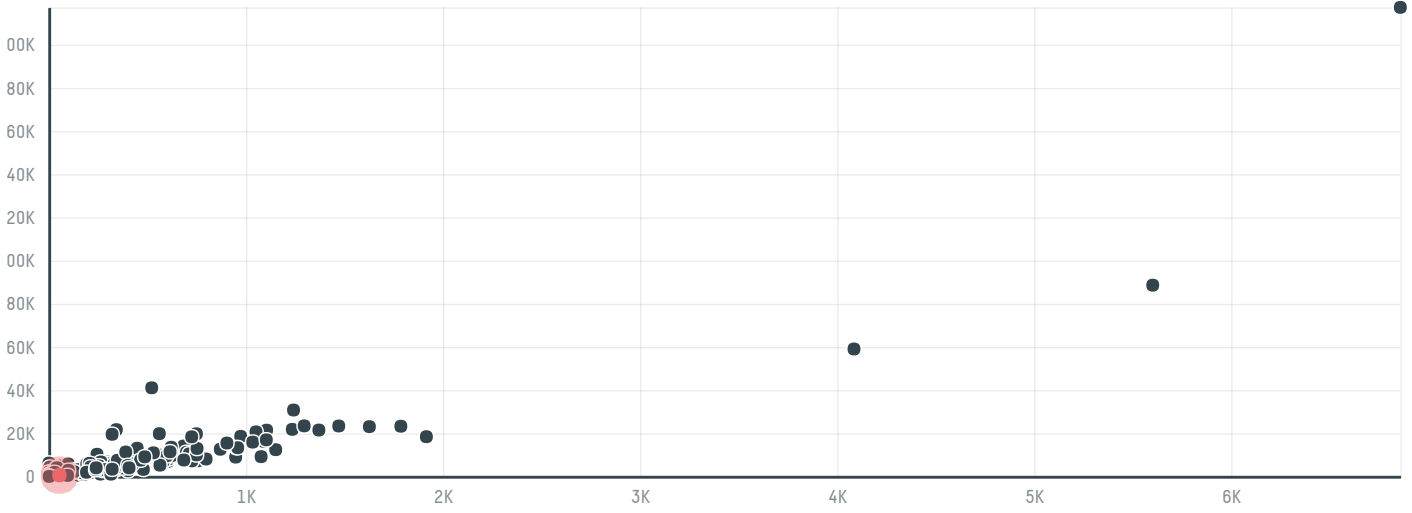
Lp export

ACTIVITY COMMODITY COUNTRY YEAR
Importer **Beef** **Brazil** **2017**

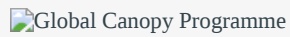
Lp export was the 426th largest importer of beef from BRAZIL in 2017, accounting for 657 tons. This is a 49% decrease vs the previous year. The main destination of the beef imported by Lp export is Singapore, accounting for 41% of the total.

MUNICIPALITY	CATTLE DEFORESTATION RISK	CO2 EMISSIONS RISK FROM CATTLE DEFORESTATION
XINGUARA	0.3ha	170.5t CO2
SAPUCAIA	0.1ha	46.9t CO2
AGUA AZUL DO NORTE	0.9ha	450.4t CO2
RIO MARIA	0.5ha	283.8t CO2
SAO FELIX DO XINGU	3.2ha	1,741.5t CO2
NOVO REPARTIMENTO	4.7ha	3,618.1t CO2
PARAGOMINAS	1.9ha	1,356.6t CO2
REDENCAO	0.1ha	35.6t CO2
MARABA	1.5ha	1,085.5t CO2
CURIONOPOLIS	0ha	19.3t CO2

COMPARING COMPANIES IMPORTING BEEF FROM BRAZIL IN 2017



Trase is a partnership between



In collaboration with



and many other organizations and individuals.

Donors



[Terms of Use](#) · [Privacy policy](#) · [Cookie policy](#) · [Contact us](#)

This website uses cookies to provide you with an improved user experience. By continuing to browse this site, you consent to the use of cookies and similar technologies. Please visit our [privacy policy](#) for further details.

I AGREE

