

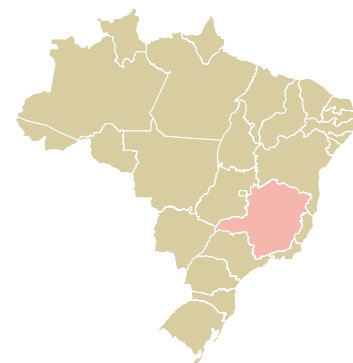
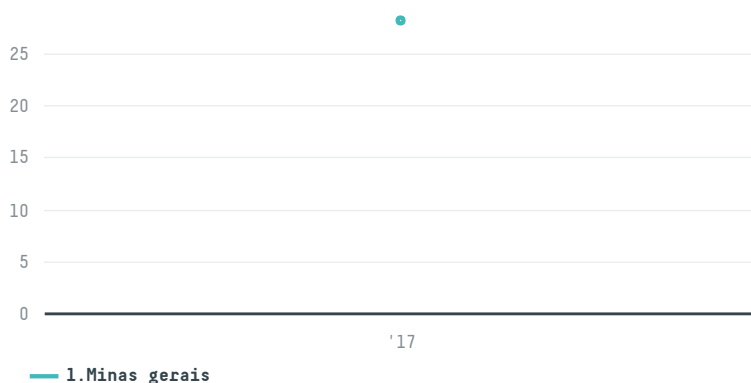
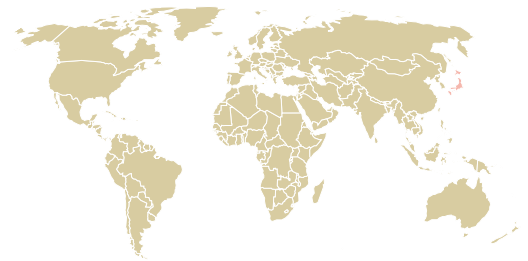
trase

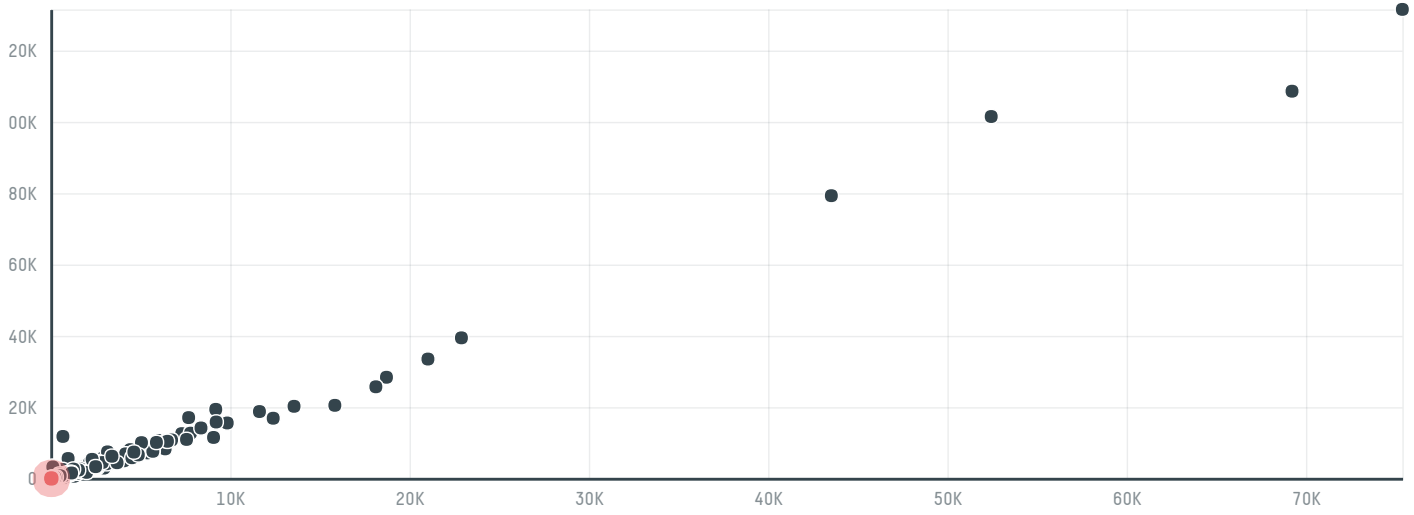
S ishimitsu co ,ltd

ACTIVITY: **Importer**
COMMODITY: **Coffee**
COUNTRY: **Brazil**
YEAR: **2017**

S ishimitsu co ,ltd was the 1095th largest importer of coffee from BRAZIL in 2017, accounting for 28 tons. As an importer, S ishimitsu co ,ltd sources from 2 municipalities, or 0% of the coffee production municipalities. The main destination of the coffee imported by S ishimitsu co ,ltd is Japan, accounting for 100% of the total.


TOP DESTINATION COUNTRIES OF COFFEE IMPORTED BY S ISHIMITSU CO ,LTD:






Trase is a partnership between

 Stockholm Environment Institute

 Global Canopy Programme

In collaboration with

 vizzuality

 The European Forest Institute

and many other organizations and individuals.

Donors

 The Global Environment Facility

 WWF

 Europe

 Gordon and Betty Moore Foundation

 The Nature Conservancy

 Department for International Development

 Formas

 Norway's International Climate and Forest Initiative (NICFI)

[Terms of Use](#) · [Privacy policy](#) · [Cookie policy](#) · [Contact us](#)