



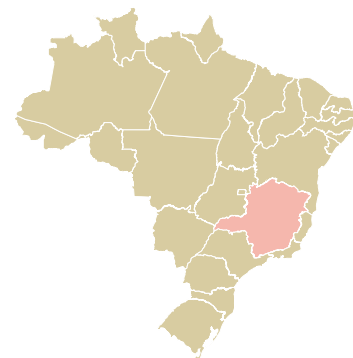
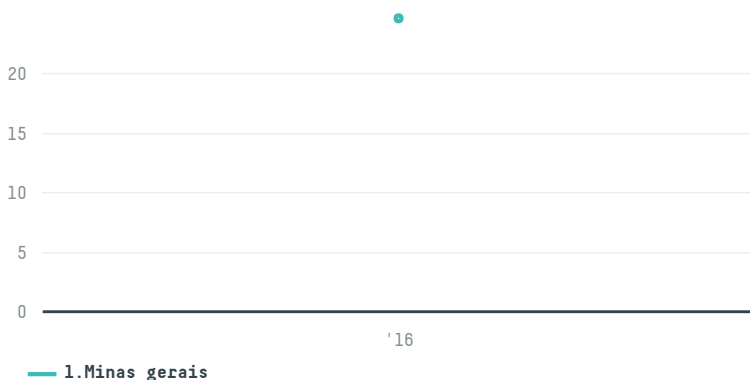
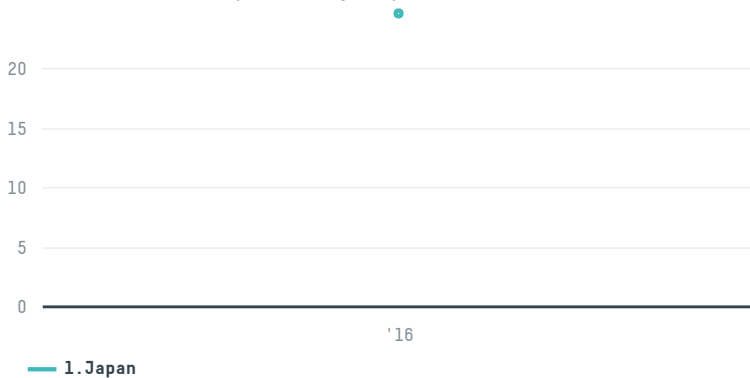
trase

Mitsui & co ltd (pv-009/16)

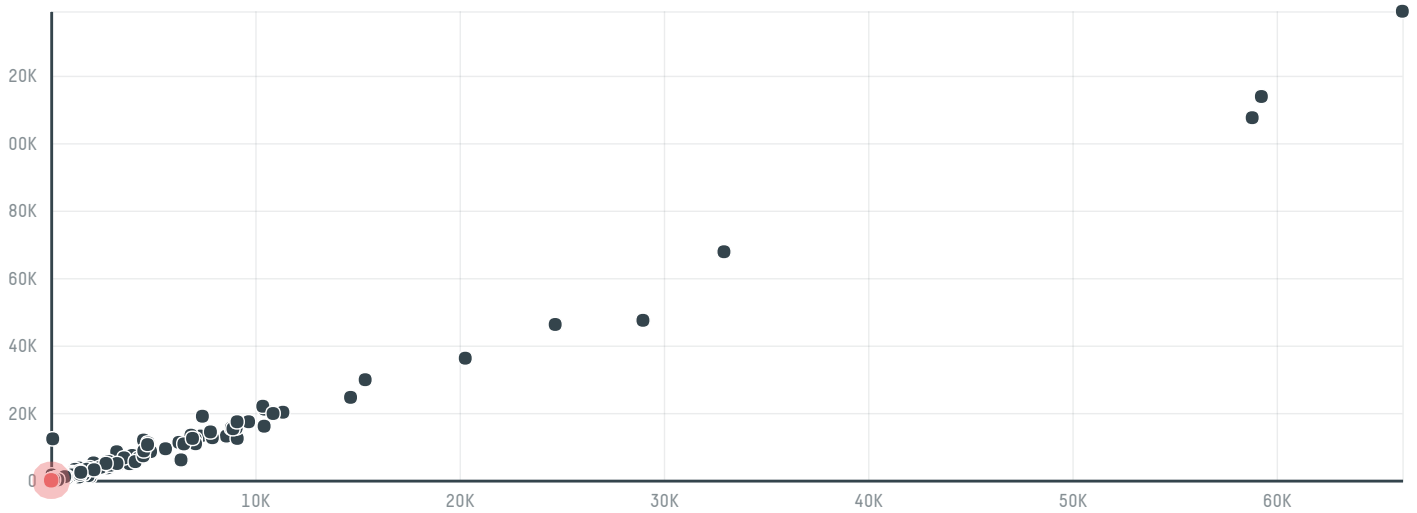
ACTIVITY COMMODITY COUNTRY YEAR
Importer **Coffee** **Brazil** **2016**

Mitsui & co ltd (pv-009/16) was the 1348th largest importer of coffee from BRAZIL in 2016, accounting for 25 tons. As an importer, Mitsui & co ltd (pv-009/16) sources from 1 municipalities, or 0% of the coffee production municipalities. The main destination of the coffee imported by Mitsui & co ltd (pv-009/16) is Japan, accounting for 100% of the total.

TOP DESTINATION COUNTRIES OF COFFEE IMPORTED BY MITSUI & CO LTD (PV-009/16):



COMPARING COMPANIES IMPORTING COFFEE FROM BRAZIL IN 2016



Trase is a partnership between

Stockholm Environment Institute

Global Canopy Programme

In collaboration with

vizzuality

The European Forest Institute

and many other organizations and individuals.

Donors

The Global Environment Facility

WWF

Europe

Gordon and Betty Moore Foundation

The Nature Conservancy

Department for International Development

Formas

Norway's International Climate and Forest Initiative (NICFI)

[Terms of Use](#) · [Privacy policy](#) · [Cookie policy](#) · [Contact us](#)

