



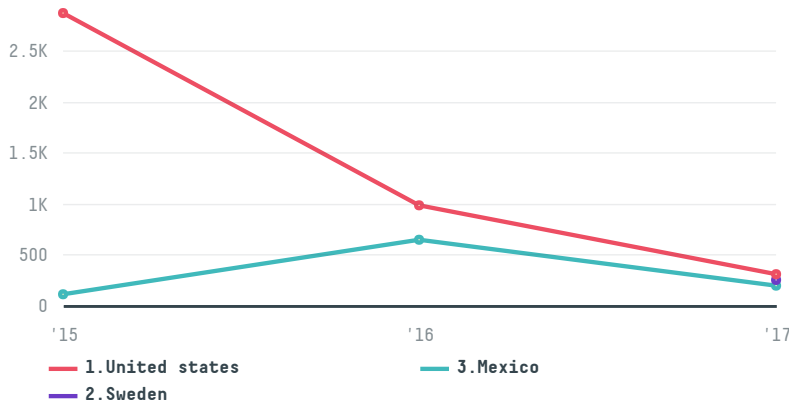
trase

Mitsui foods, inc

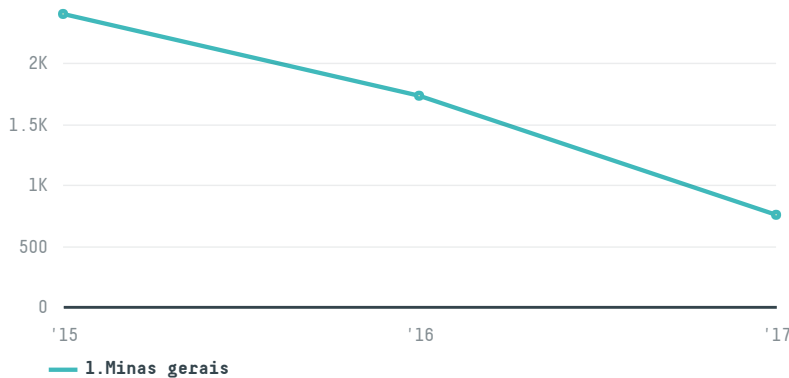
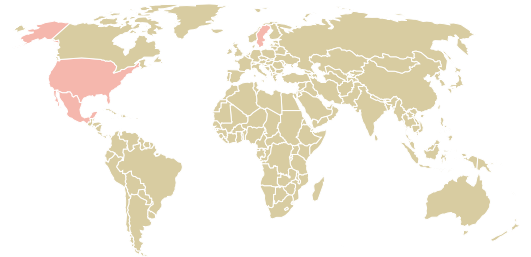
ACTIVITY: **Importer** COMMODITY: **Coffee** COUNTRY: **Brazil** YEAR: **2017**

Mitsui foods, inc was the 192nd largest importer of coffee from BRAZIL in 2017, accounting for 758 tons. This is a 56% decrease vs the previous year. As an importer, Mitsui foods, inc sources from 7 municipalities, or 1% of the coffee production municipalities. The main destination of the coffee imported by Mitsui foods, inc is United states, accounting for 41% of the total.

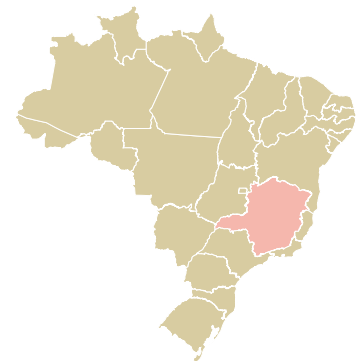
TOP DESTINATION COUNTRIES OF COFFEE IMPORTED BY MITSUI FOODS, INC:



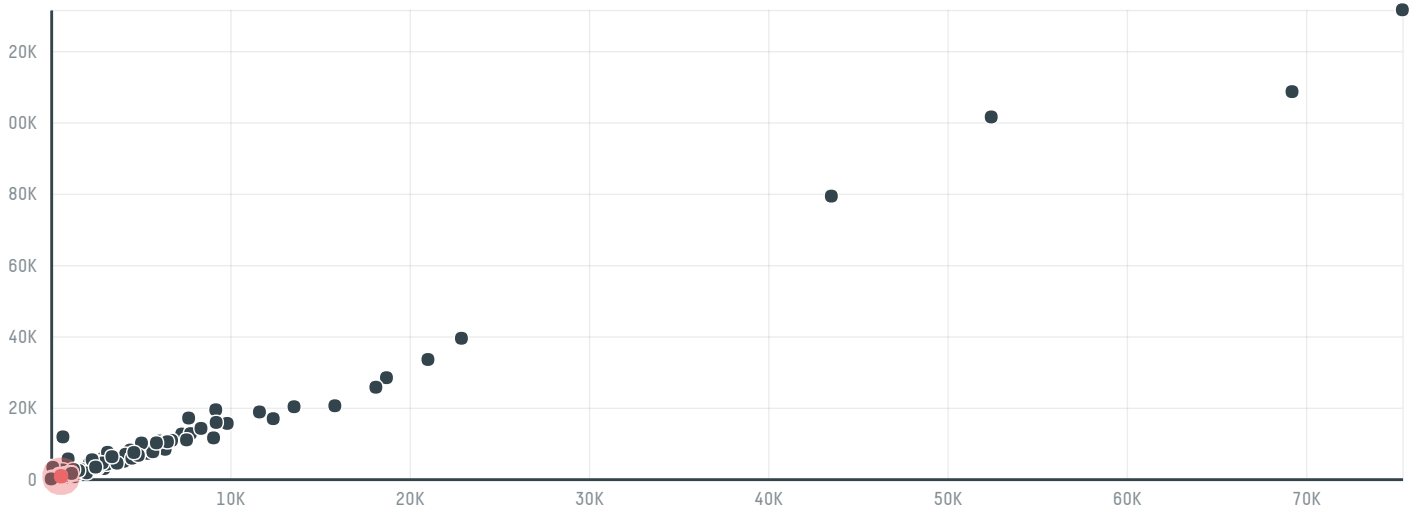
Legend for world map: N/A <5K >5K >100K >300K >1M



Legend for Brazil map: N/A <5K >5K >100K >300K >1M




COMPARING COMPANIES IMPORTING COFFEE FROM BRAZIL IN 2017




Trase is a partnership between

 Stockholm Environment Institute

 Global Canopy Programme

In collaboration with

 vizzuality

 The European Forest Institute

and many other organizations and individuals.

Donors

 The Global Environment Facility

 WWF

 Europe

 Gordon and Betty Moore Foundation

 The Nature Conservancy

 Department for International Development

 Formas

 Norway's International Climate and Forest Initiative (NICFI)

[Terms of Use](#) · [Privacy policy](#) · [Cookie policy](#) · [Contact us](#)

