



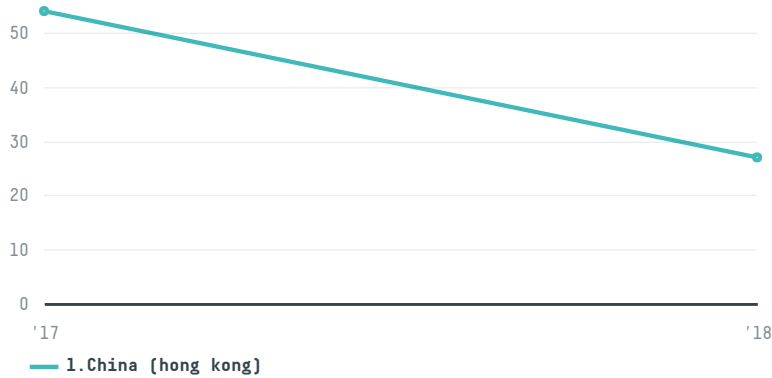
trase

Hong kong food (group) co ltd

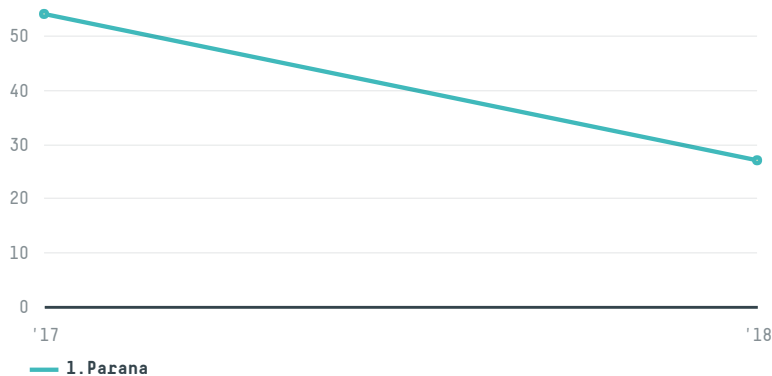
ACTIVITY: **Importer**
COMMODITY: **Chicken**
COUNTRY: **Brazil**
YEAR: **2018**

Hong kong food (group) co ltd was the 707th largest importer of chicken from BRAZIL in 2018, accounting for 27 tons. This is a 50% decrease vs the previous year. As an importer, Hong kong food (group) co ltd sources from 1 municipalities, or 0% of the chicken production municipalities. The main destination of the chicken imported by Hong kong food (group) co ltd is China (hong kong), accounting for 100% of the total.

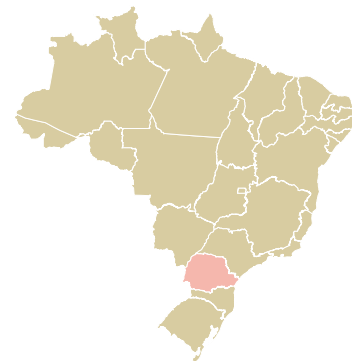
TOP DESTINATION COUNTRIES OF CHICKEN IMPORTED BY HONG KONG FOOD (GROUP) CO LTD:



Legend: N/A, <5K, >5K, >100K, >300K, >1M



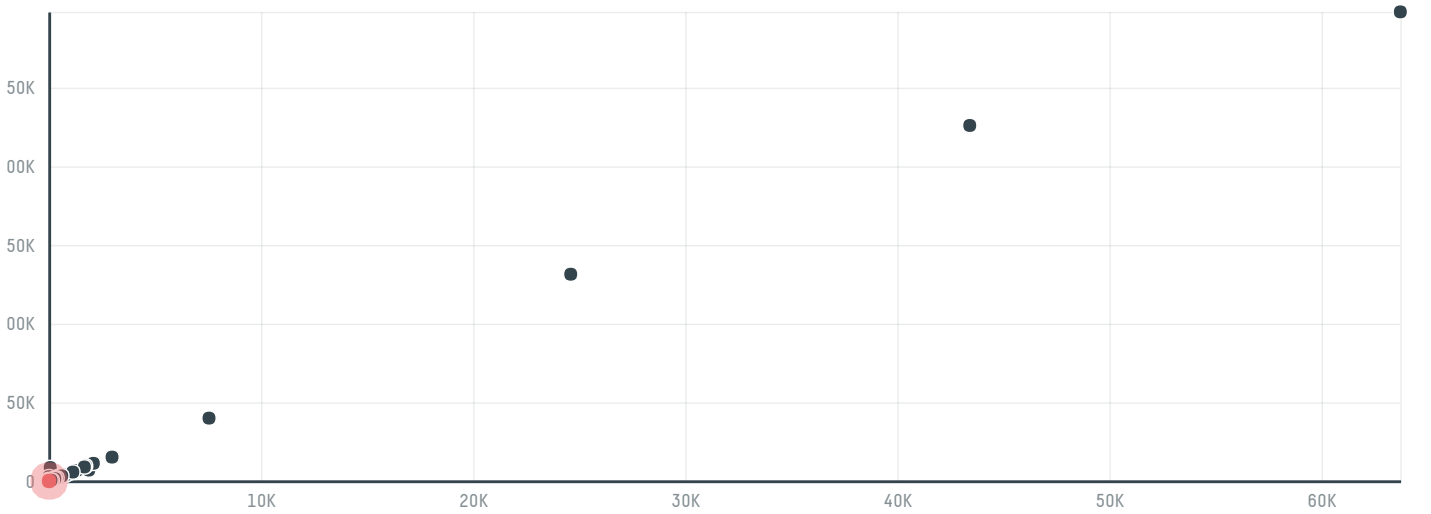
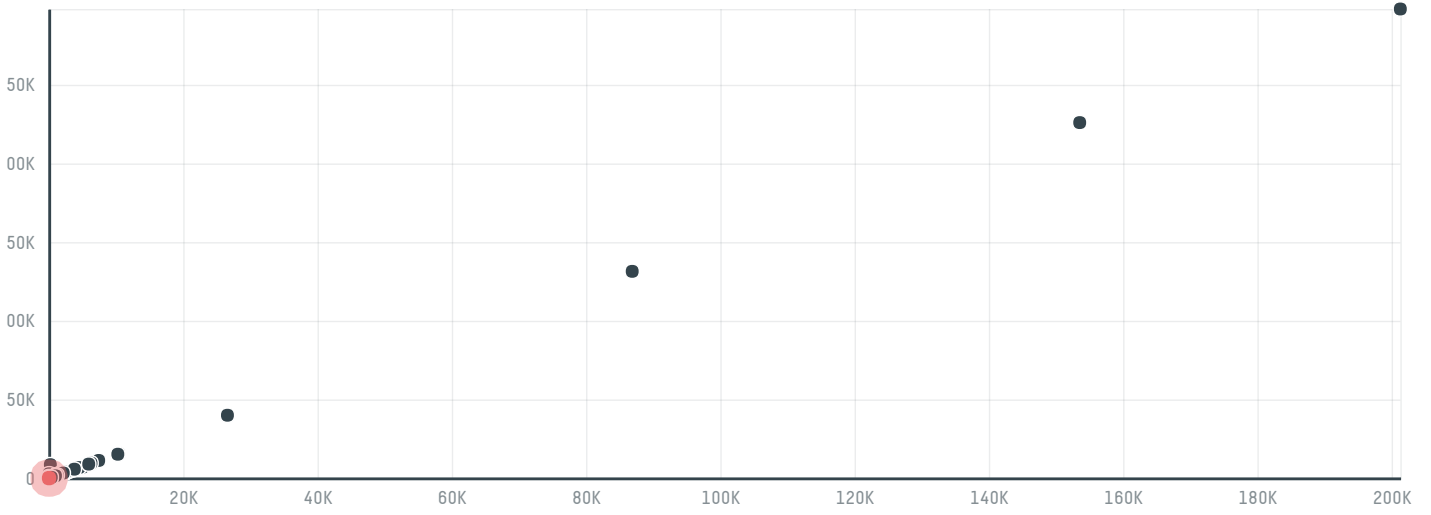
Legend: N/A, <5K, >5K, >100K, >300K, >1M



MUNICIPALITY	SOY DEFORESTATION RISK FOR FEED	CO2 EMISSIONS RISK FROM SOY DEFORESTATION FOR FEED (T CO2)
MANDAGUACU	0ha	0t CO2

BIOME	SOY DEFORESTATION RISK FOR FEED	CO2 EMISSIONS RISK FROM SOY DEFORESTATION FOR FEED (T CO2)
MATA ATLANTICA	0ha	0t CO2

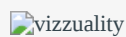
COMPARING COMPANIES IMPORTING CHICKEN FROM BRAZIL IN 2018



Trase is a partnership between



In collaboration with



Donors



This website uses cookies to provide you with an improved user experience. By continuing to browse this site, you consent to the use of cookies and similar technologies. Please visit our [privacy policy](#) for further details.

I AGREE

and many other organizations and individuals.

 Department for International Development

 Formas

 Norway's International Climate and Forest Initiative (NICFI)

[Terms of Use](#) · [Privacy policy](#) · [Cookie policy](#) · [Contact us](#)

This website uses cookies to provide you with an improved user experience. By continuing to browse this site, you consent to the use of cookies and similar technologies. Please visit our [privacy policy](#) for further details.

I AGREE