



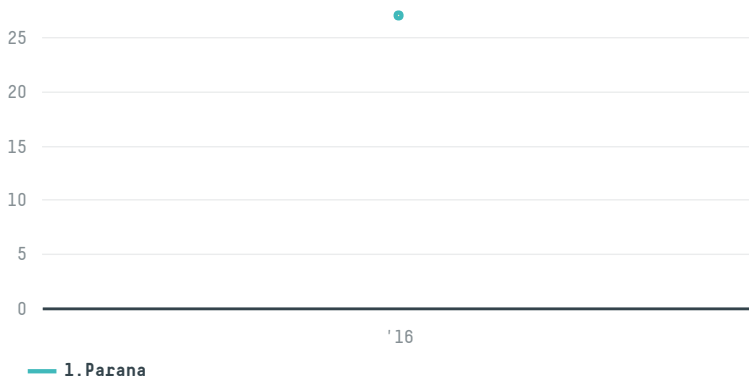
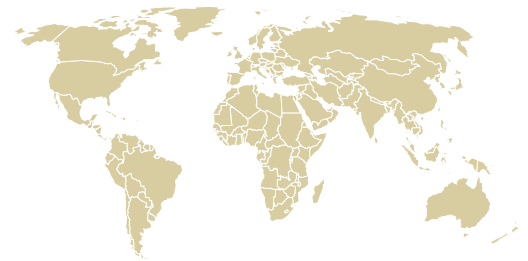
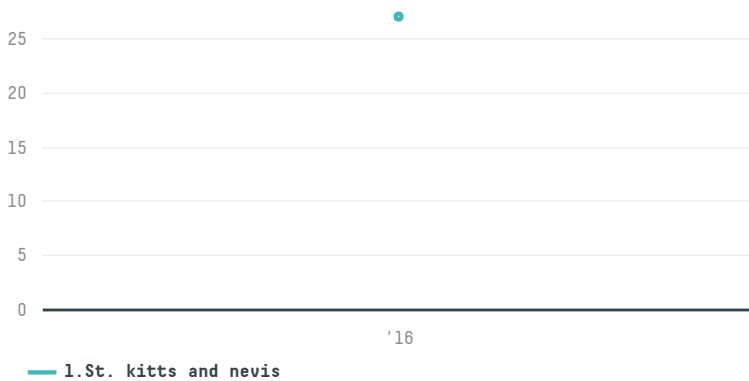
trase

E e e global inc.

ACTIVITY COMMODITY COUNTRY YEAR
Importer **Chicken** **Brazil** **2016**

E e e global inc. was the 1417th largest importer of chicken from BRAZIL in 2016, accounting for 27 tons. As an importer, E e e global inc. sources from 1 municipalities, or 0% of the chicken production municipalities. The main destination of the chicken imported by E e e global inc. is St. kitts and nevis, accounting for 100% of the total.

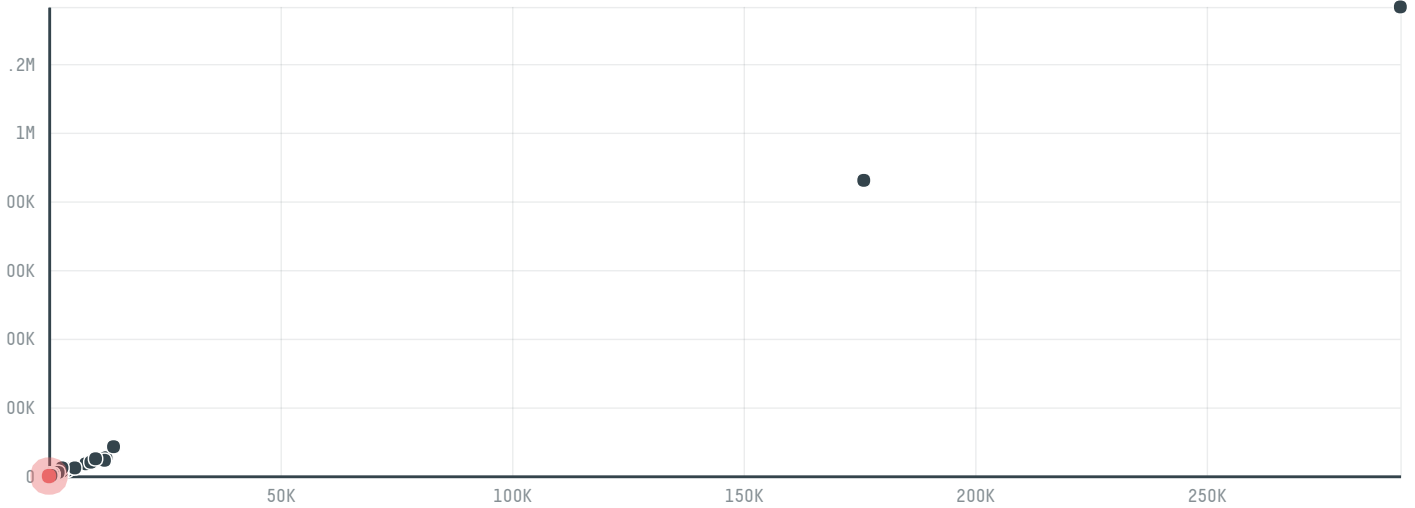
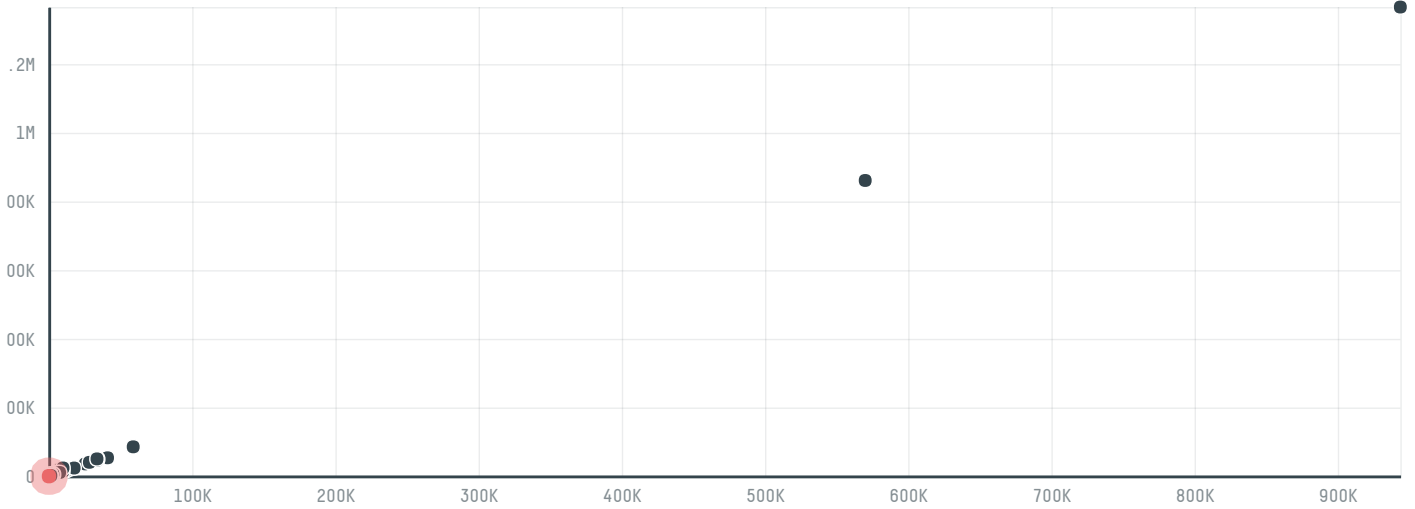
TOP DESTINATION COUNTRIES OF CHICKEN IMPORTED BY E E E GLOBAL INC.:



| MUNICIPALITY | SOY DEFORESTATION RISK FOR FEED | CO2 EMISSIONS RISK FROM SOY DEFORESTATION FOR FEED |
|--------------|---------------------------------|--|
| PITANGUEIRAS | 0ha | 0t CO2 |

| BIOME | SOY DEFORESTATION RISK FOR FEED | CO2 EMISSIONS RISK FROM SOY DEFORESTATION FOR FEED |
|----------------|---------------------------------|--|
| MATA ATLANTICA | 0ha | 0t CO2 |

COMPARING COMPANIES IMPORTING CHICKEN FROM BRAZIL IN 2016



Trase is a partnership between



In collaboration with



Donors



and many other organizations and individuals.

 Department for International Development

 Formas

 Norway's International Climate and Forest Initiative (NICFI)

[Terms of Use](#) · [Privacy policy](#) · [Cookie policy](#) · [Contact us](#)

This website uses cookies to provide you with an improved user experience. By continuing to browse this site, you consent to the use of cookies and similar technologies. Please visit our [privacy policy](#) for further details.

I AGREE