



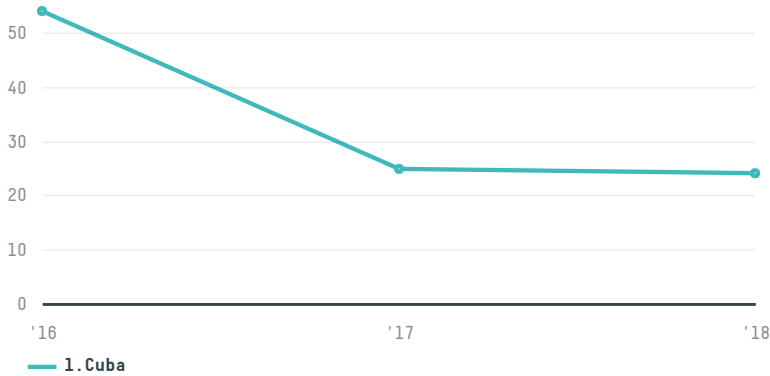
trase

Tabard trading

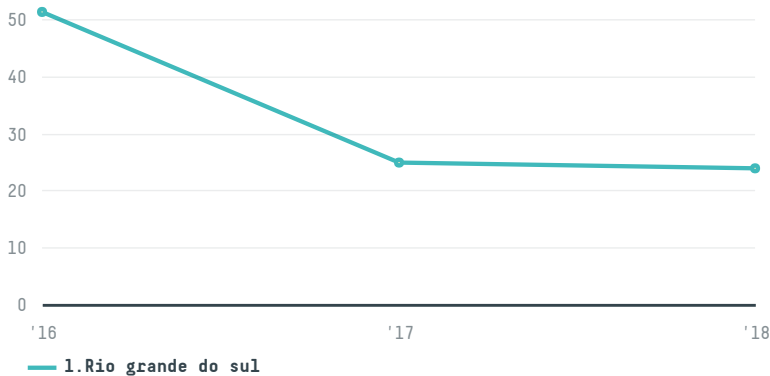
ACTIVITY: **Importer** COMMODITY: **Chicken** COUNTRY: **Brazil** YEAR: **2018**

Tabard trading was the 763rd largest importer of chicken from BRAZIL in 2018, accounting for 24 tons. This is a 4% decrease vs the previous year. As an importer, Tabard trading sources from 5 municipalities, or 1% of the chicken production municipalities. The main destination of the chicken imported by Tabard trading is Cuba, accounting for 100% of the total.

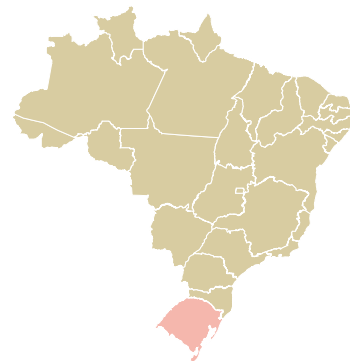
TOP DESTINATION COUNTRIES OF CHICKEN IMPORTED BY TABARD TRADING:



□ N/A <5K >5K >100K >300K >1M



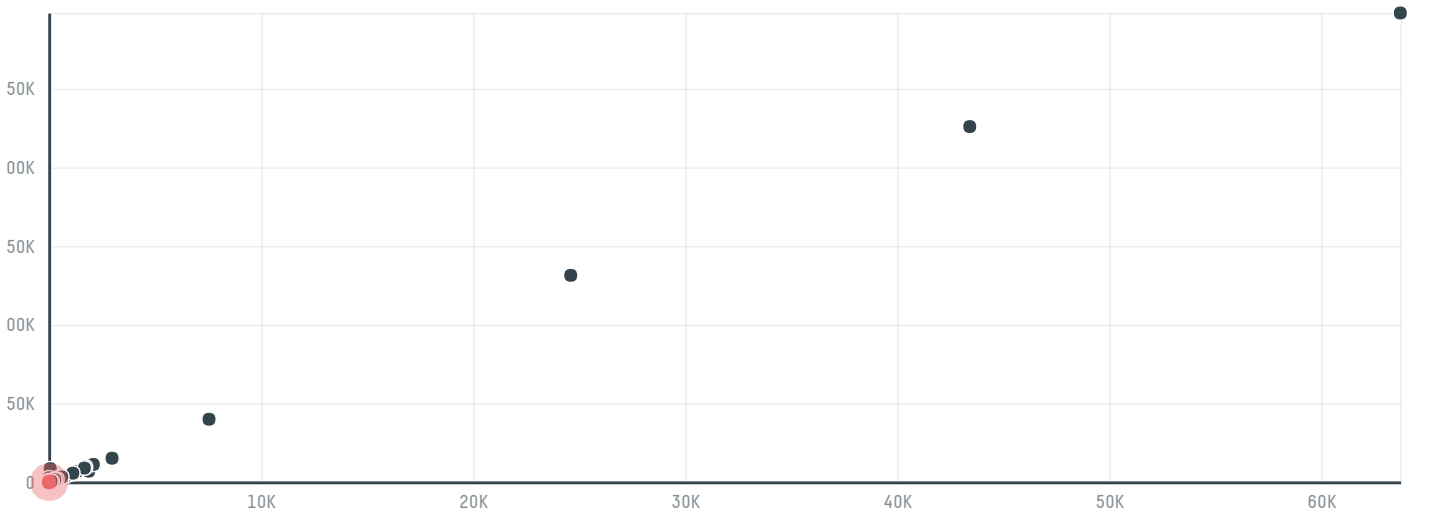
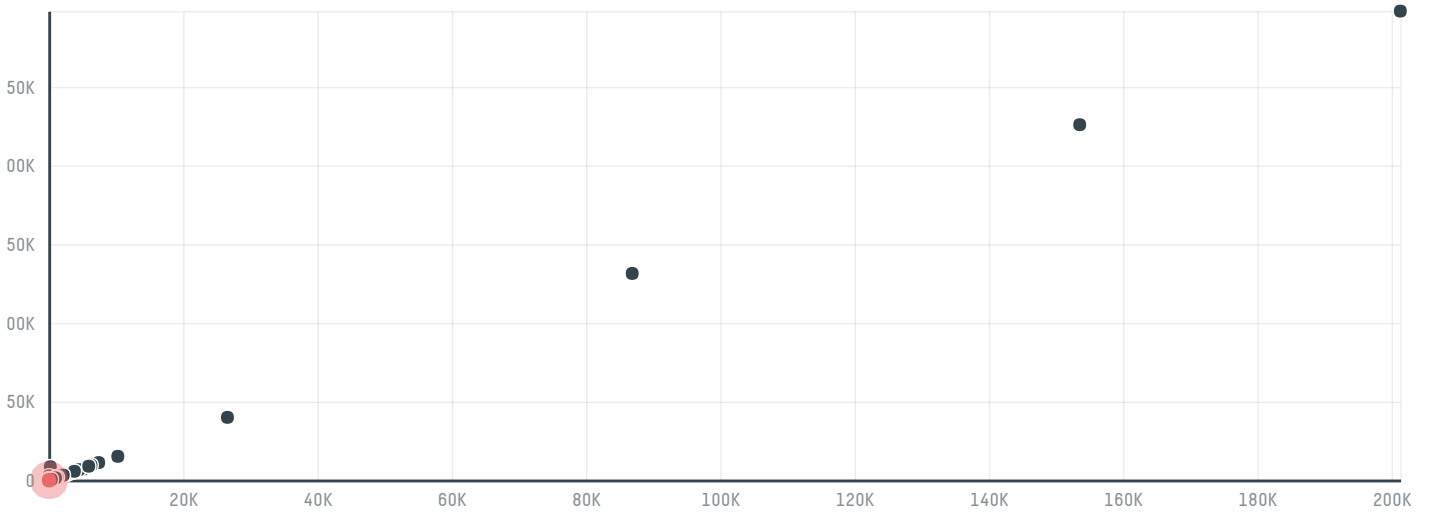
□ N/A <5K >5K >100K >300K >1M



MUNICIPALITY	SOY DEFORESTATION RISK FOR FEED	CO2 EMISSIONS RISK FROM SOY DEFORESTATION FOR FEED (T CO2)
SAO PEDRO DA SERRA	0ha	0t CO2
CARLOS BARBOSA	0ha	0t CO2
BROCHIER	0ha	0t CO2
SALVADOR DO SUL	0ha	0t CO2
CAPELA DE SANTANA	0ha	0t CO2

BIOME	SOY DEFORESTATION RISK FOR FEED	CO2 EMISSIONS RISK FROM SOY DEFORESTATION FOR FEED (T CO2)
MATA ATLANTICA	0ha	0t CO2
PAMPA	0ha	0t CO2

COMPARING COMPANIES IMPORTING CHICKEN FROM BRAZIL IN 2018




Trase is a partnership between

In collaboration with

Donors

 Stockholm Environment Institute

 vizzuality

 The Global Environment Facility

 WWF

 Europe

 Global Canopy Programme

 The European Forest Institute

 Gordon and Betty Moore Foundation

 The Nature Conservancy

and many other organizations and individuals.

 Department for International Development

 Formas

 Norway's International Climate and Forest Initiative (NICFI)

[Terms of Use](#) · [Privacy policy](#) · [Cookie policy](#) · [Contact us](#)

