



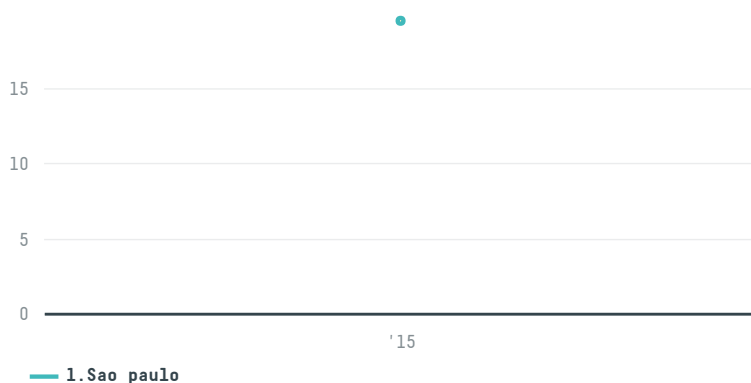
# trase

## Brazilian food trade offshore sal - gt

ACTIVITY: **Importer**  
COMMODITY: **Chicken**  
COUNTRY: **Brazil**  
YEAR: **2015**

Brazilian food trade offshore sal - gt was the 1639th largest importer of chicken from BRAZIL in 2015, accounting for 19 tons. As an importer, Brazilian food trade offshore sal - gt sources from 1 municipalities, or 0% of the chicken production municipalities. The main destination of the chicken imported by Brazilian food trade offshore sal - gt is United arab emirates, accounting for 100% of the total.

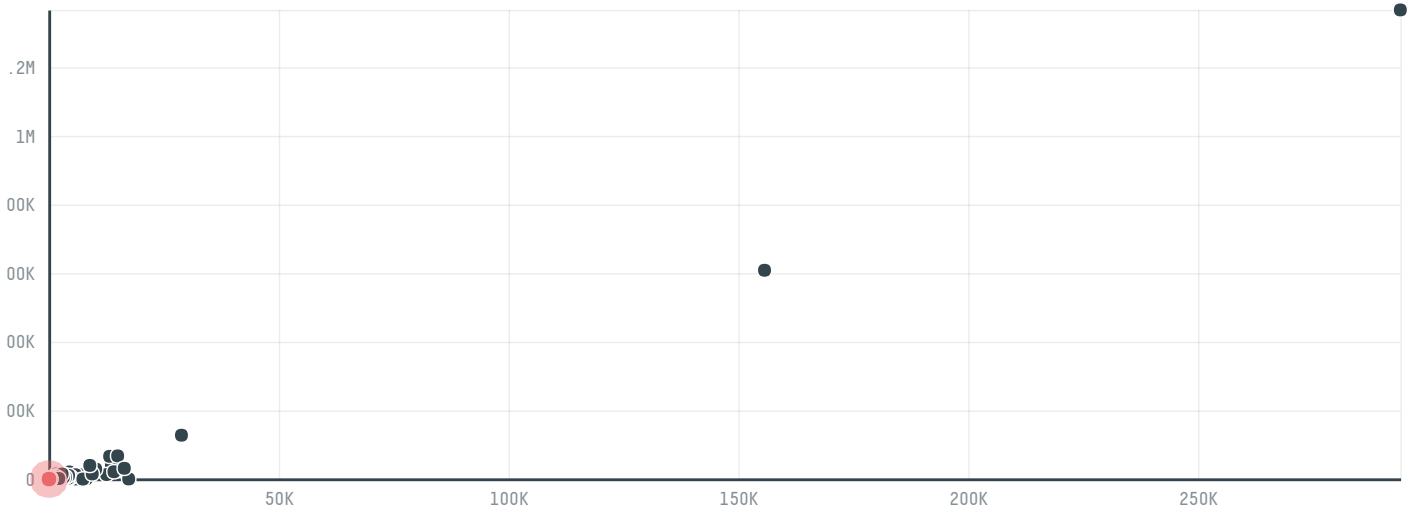
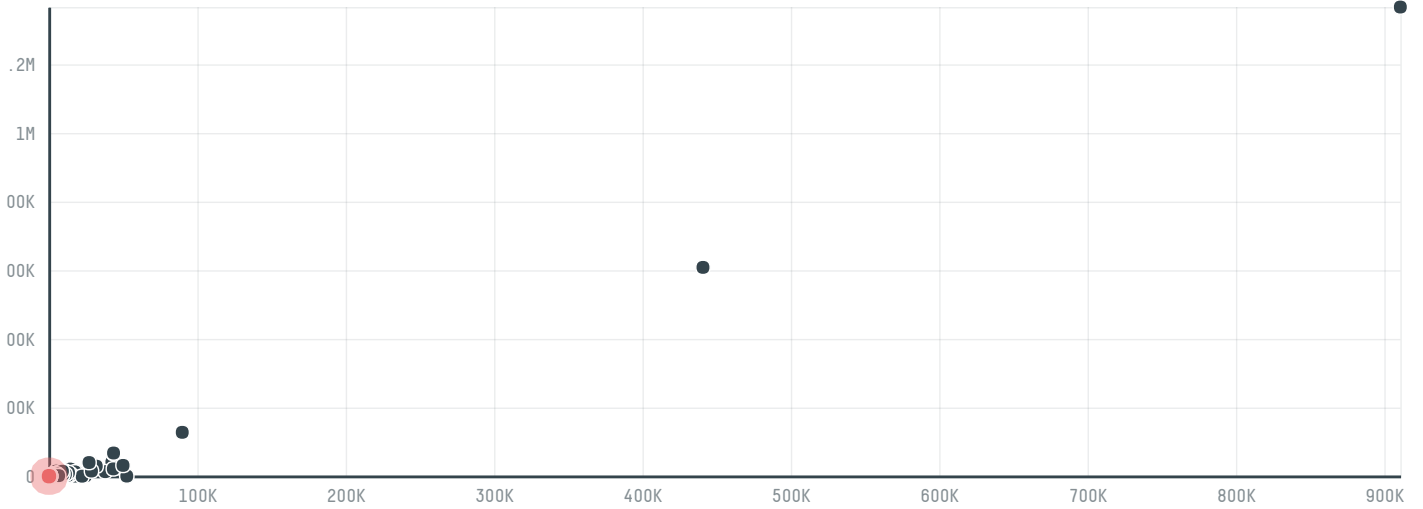
### TOP DESTINATION COUNTRIES OF CHICKEN IMPORTED BY BRAZILIAN FOOD TRADE OFFSHORE SAL - GT:



MUNICIPALITY	SOY DEFORESTATION RISK FOR FEED	CO2 EMISSIONS RISK FROM SOY DEFORESTATION FOR FEED
SAO CARLOS	0ha	0.1t CO2

BIOME	SOY DEFORESTATION RISK FOR FEED	CO2 EMISSIONS RISK FROM SOY DEFORESTATION FOR FEED
CERRADO	0ha	0.1t CO2

### COMPARING COMPANIES IMPORTING CHICKEN FROM BRAZIL IN 2015



Trase is a partnership between



In collaboration with



Donors



This website uses cookies to provide you with an improved user experience. By continuing to browse this site, you consent to the use of cookies and similar technologies. Please visit our [privacy policy](#) for further details.

I AGREE

and many other organizations and individuals.

 Department for International Development

 Formas

 Norway's International Climate and Forest Initiative (NICFI)

[Terms of Use](#) · [Privacy policy](#) · [Cookie policy](#) · [Contact us](#)

This website uses cookies to provide you with an improved user experience. By continuing to browse this site, you consent to the use of cookies and similar technologies. Please visit our [privacy policy](#) for further details.

I AGREE