

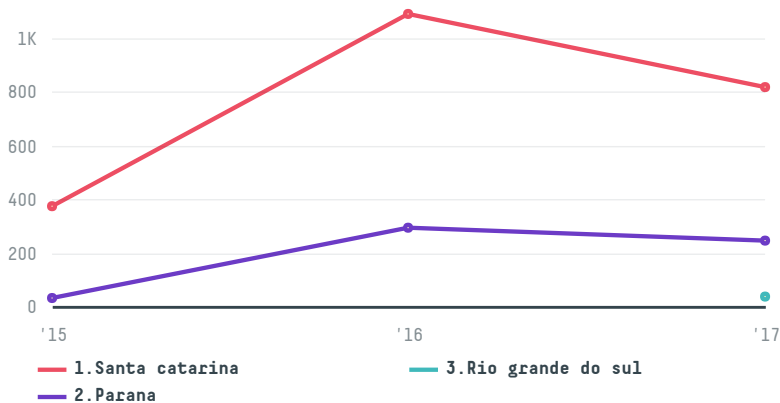
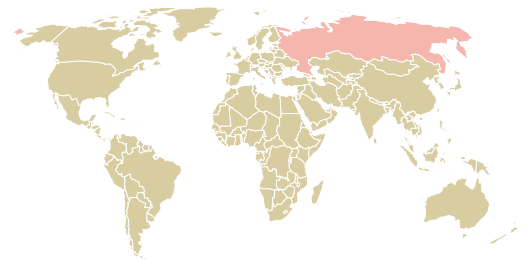
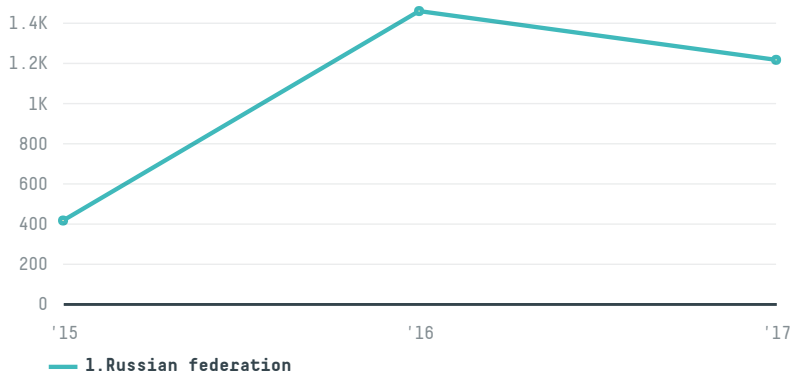


## Zpibaltika

ACTIVITY: **Importer**  
COMMODITY: **Chicken**  
COUNTRY: **Brazil**  
YEAR: **2017**

Zpibaltika was the 239th largest importer of chicken from BRAZIL in 2017, accounting for 1 thousand tons. This is a 17% decrease vs the previous year. As an importer, Zpibaltika sources from 7 municipalities, or 2% of the chicken production municipalities. The main destination of the chicken imported by Zpibaltika is Russian federation, accounting for 100% of the total.

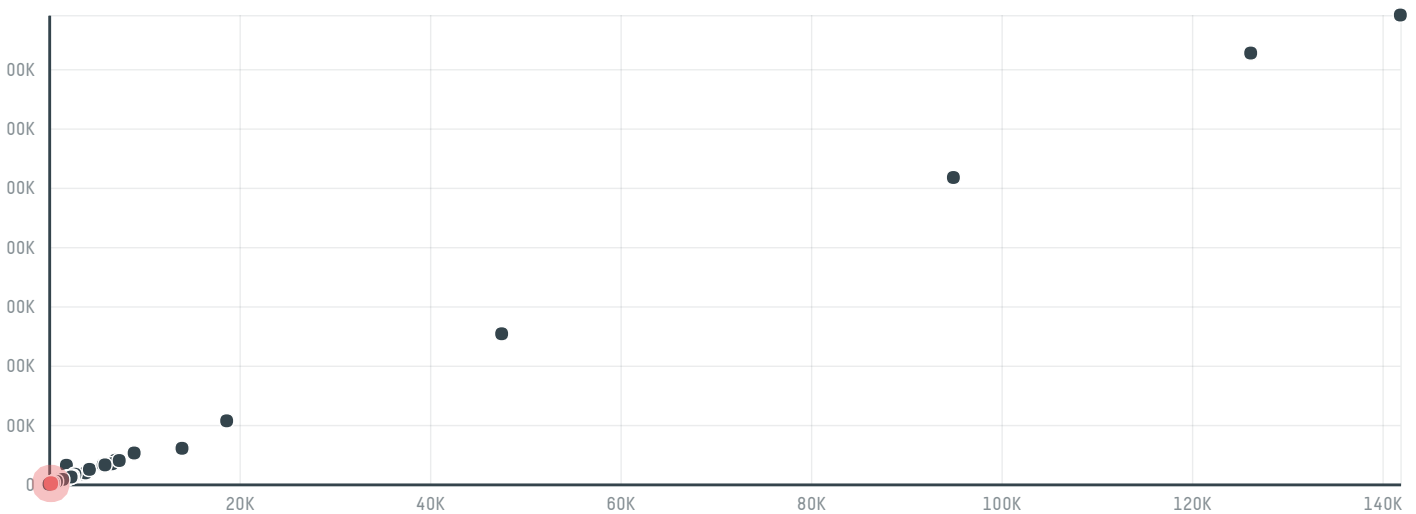
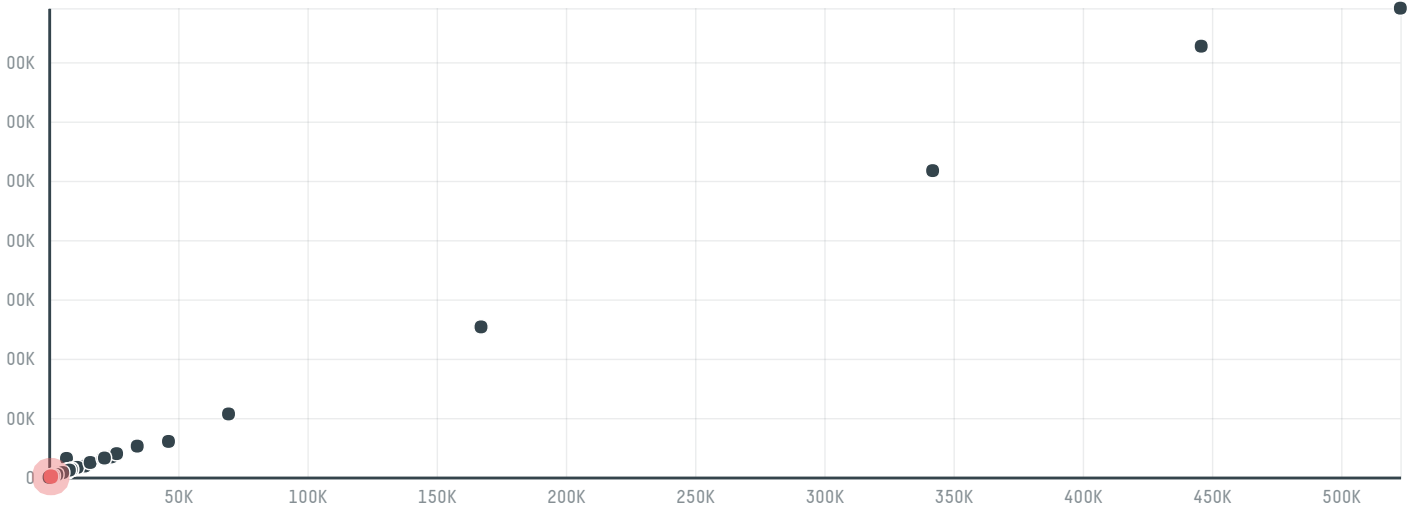
### TOP DESTINATION COUNTRIES OF CHICKEN IMPORTED BY ZPIBALTIKA:



MUNICIPALITY	SOY DEFORESTATION RISK FOR FEED	CO2 EMISSIONS RISK FROM SOY DEFORESTATION FOR FEED
XANXERE	0ha	1.8t CO2
MANDAGUARI	0ha	0t CO2
OURO VERDE	0ha	0.9t CO2
TRES ARROIOS	0ha	0t CO2
SAO JOAO	0ha	0t CO2
SULINA	0ha	0t CO2

BIOME	SOY DEFORESTATION RISK FOR FEED	CO2 EMISSIONS RISK FROM SOY DEFORESTATION FOR FEED
MATA ATLANTICA	0ha	2.7t CO2

### COMPARING COMPANIES IMPORTING CHICKEN FROM BRAZIL IN 2017




Trase is a partnership between

In collaboration with

Donors

 Stockholm Environment Institute

 vizzuality

 The Global Environment Facility

 WWF

 Europe

 Global Canopy Programme

 The European Forest Institute

 Gordon and Betty Moore Foundation

 The Nature Conservancy

and many other organizations and individuals.

 Department for International Development

 Formas

 Norway's International Climate and Forest Initiative (NICFI)

[Terms of Use](#) · [Privacy policy](#) · [Cookie policy](#) · [Contact us](#)

