



# trase

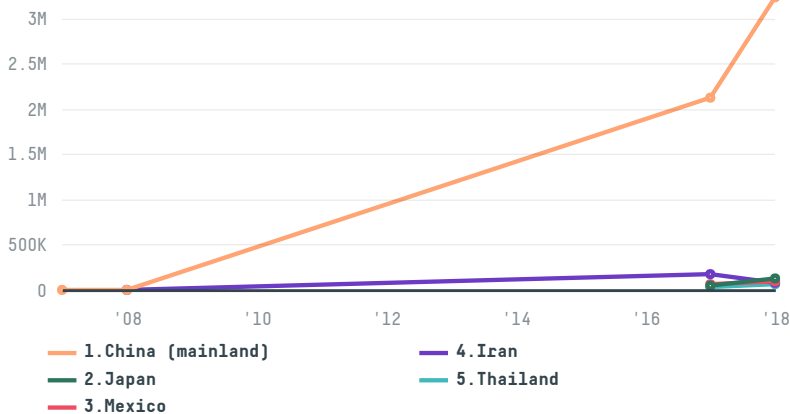
## Glencore agriculture

ACTIVITY: **Importer**    COMMODITY: **Soy**    COUNTRY: **Brazil**    YEAR: **2018**

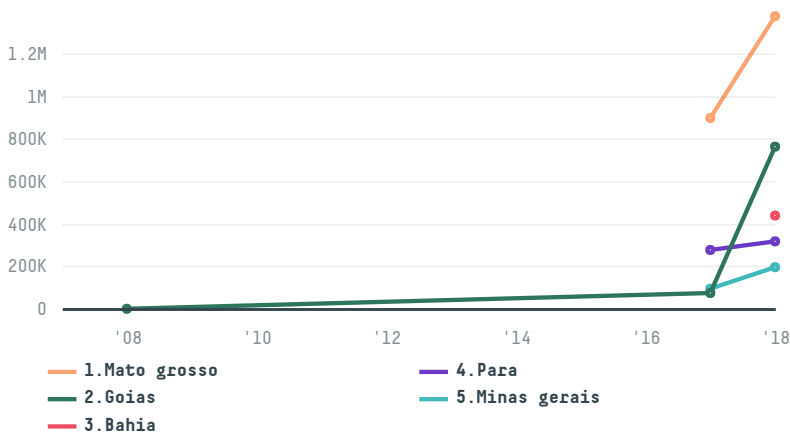
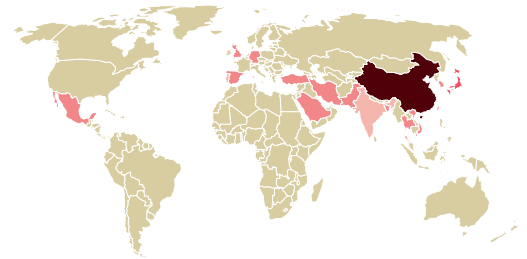
FOREST 500 SCORE  
● ○ ○ ○ ○ ○

Glencore agriculture was the 7th largest importer of soy from BRAZIL in 2018, accounting for 3.9 million tons. This is a 36% increase vs the previous year. The main destination of the soy imported by Glencore agriculture is China (mainland), accounting for 83% of the total.

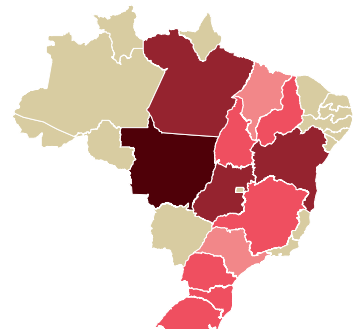
### TOP DESTINATION COUNTRIES OF SOY IMPORTED BY GLENCORE AGRICULTURE:



□ N/A    <5K    >5K    >100K    >300K    >1M



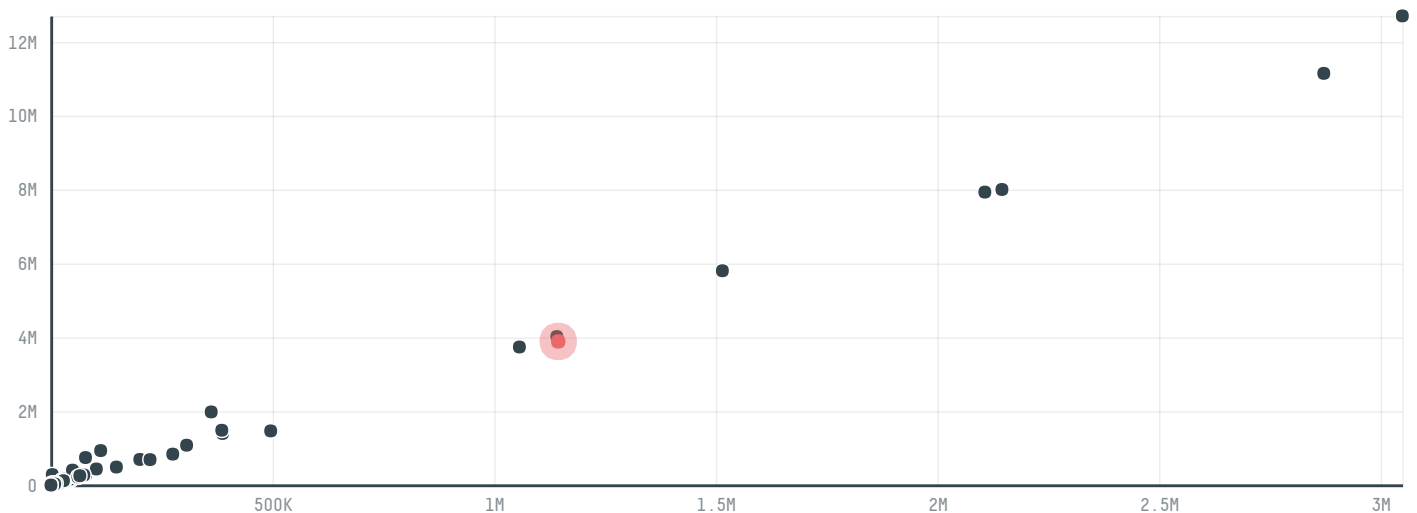
□ N/A    <5K    >5K    >100K    >300K    >1M

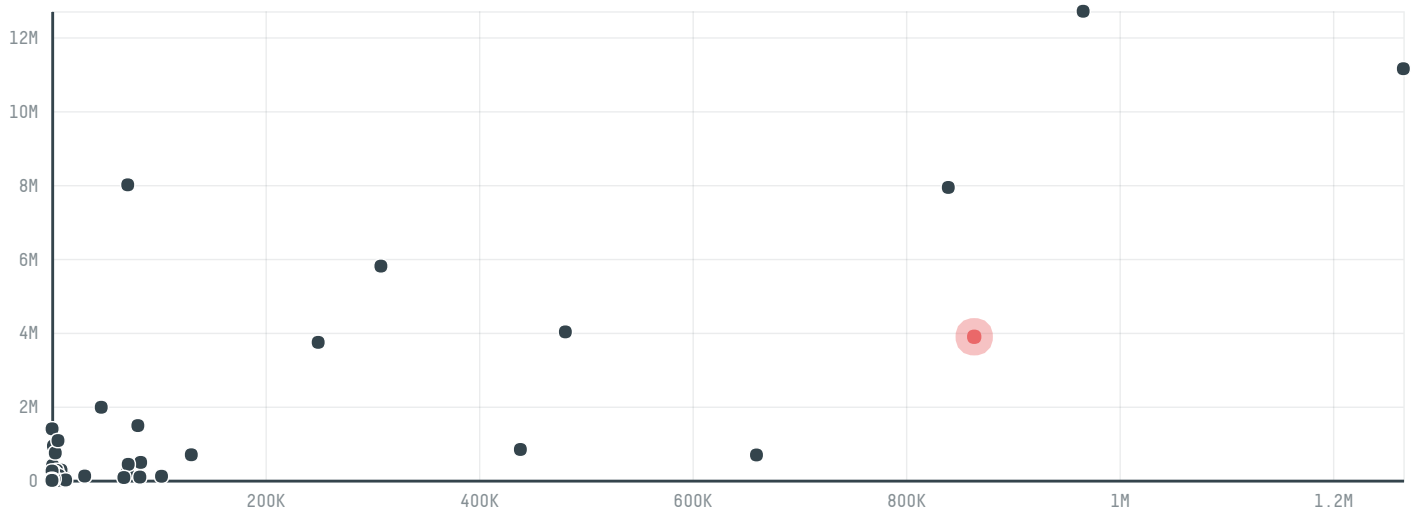
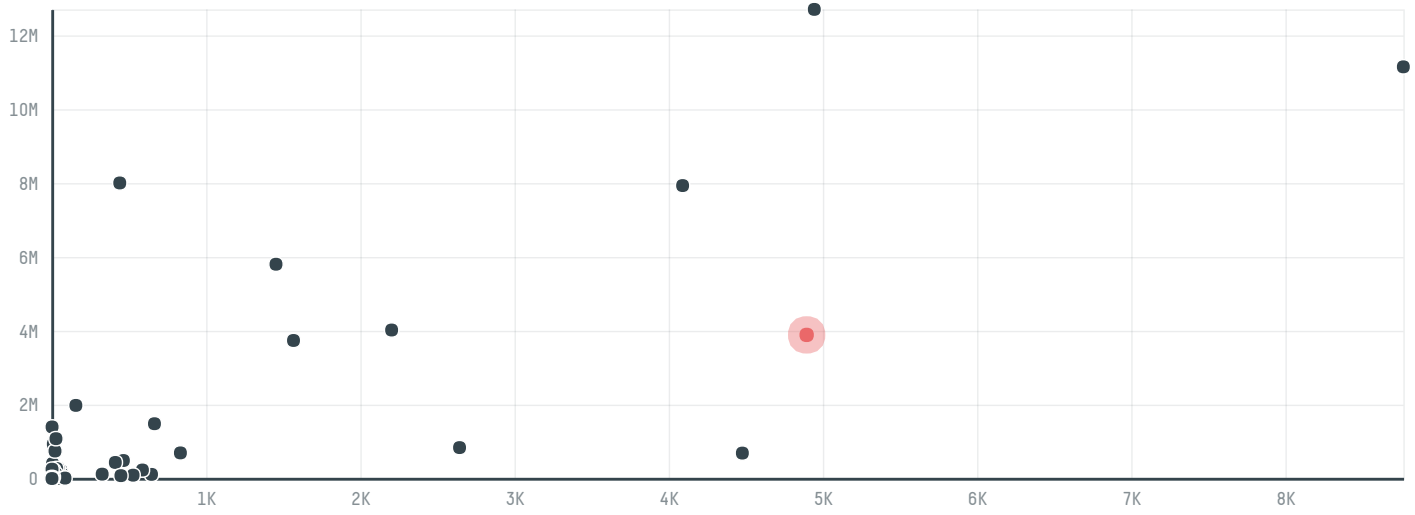


MUNICIPALITY	SOY DEFORESTATION
JATAI	157ha
SAO FELIX DO ARAGUAIA	119ha
BARREIRAS	764ha
SANTANA DO ARAGUAIA	19ha
SANTA RITA DO TRIVELATO	144ha
CAMPO NOVO DO PARECIS	12ha
VILA RICA	12ha
SANTA CARMEM	203ha
CASEARA	1,098ha
SANTA MARIA DAS BARREIRAS	2ha

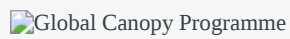
BIOME	SOY DEFORESTATION
CERRADO	4,465ha
AMAZONIA	430ha
MATA ATLANTICA	< 1ha
PAMPA	N/A

#### COMPARING COMPANIES IMPORTING SOY FROM BRAZIL IN 2018





Trase is a partnership between





In collaboration with



and many other organizations and individuals.

Donors



[Terms of Use](#) · [Privacy policy](#) · [Cookie policy](#) · [Contact us](#)

This website uses cookies to provide you with an improved user experience. By continuing to browse this site, you consent to the use of cookies and similar technologies. Please visit our [privacy policy](#) for further details.

I AGREE

