



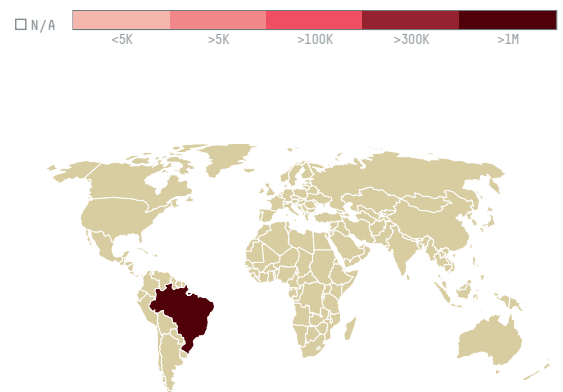
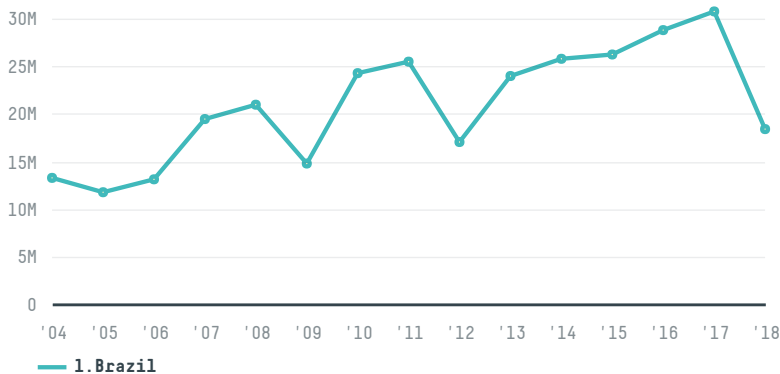
trase

Domestic consumption

ACTIVITY: **Exporter group**
COMMODITY: **Soy**
COUNTRY: **Brazil**
YEAR: **2018**

Domestic consumption was the largest exporter of soy from BRAZIL in 2018, accounting for 18.3 million tons. This is a 40% decrease vs the previous year. The main destination of the soy exported by Domestic consumption is Brazil, accounting for 100% of the total.

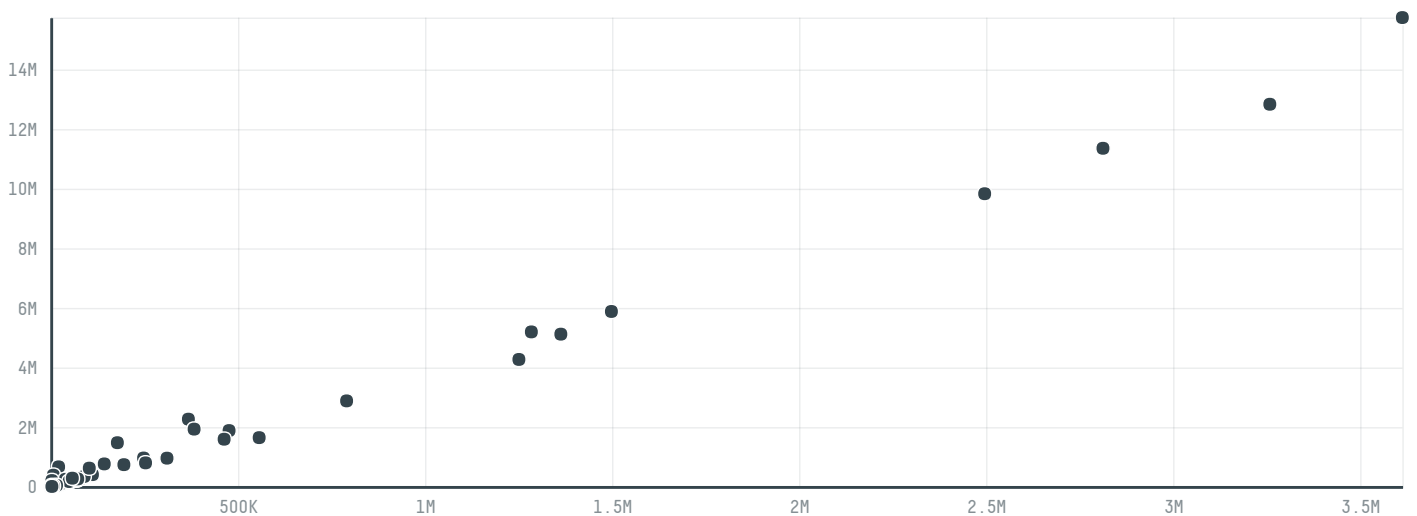
TOP DESTINATION COUNTRIES OF SOY EXPORTED BY DOMESTIC CONSUMPTION:

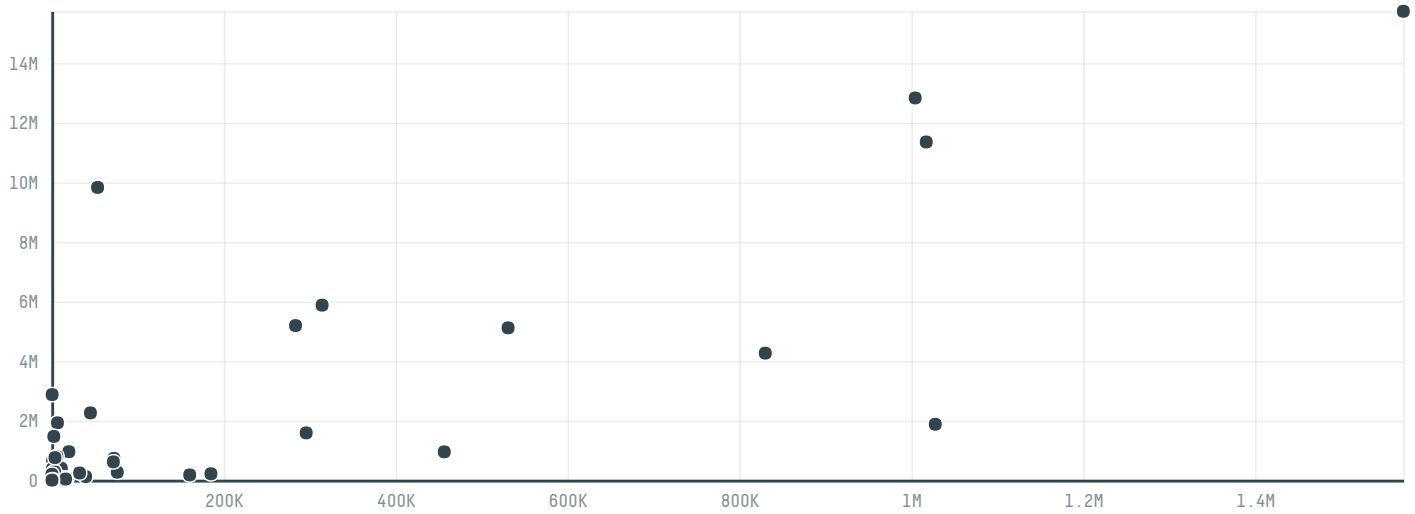
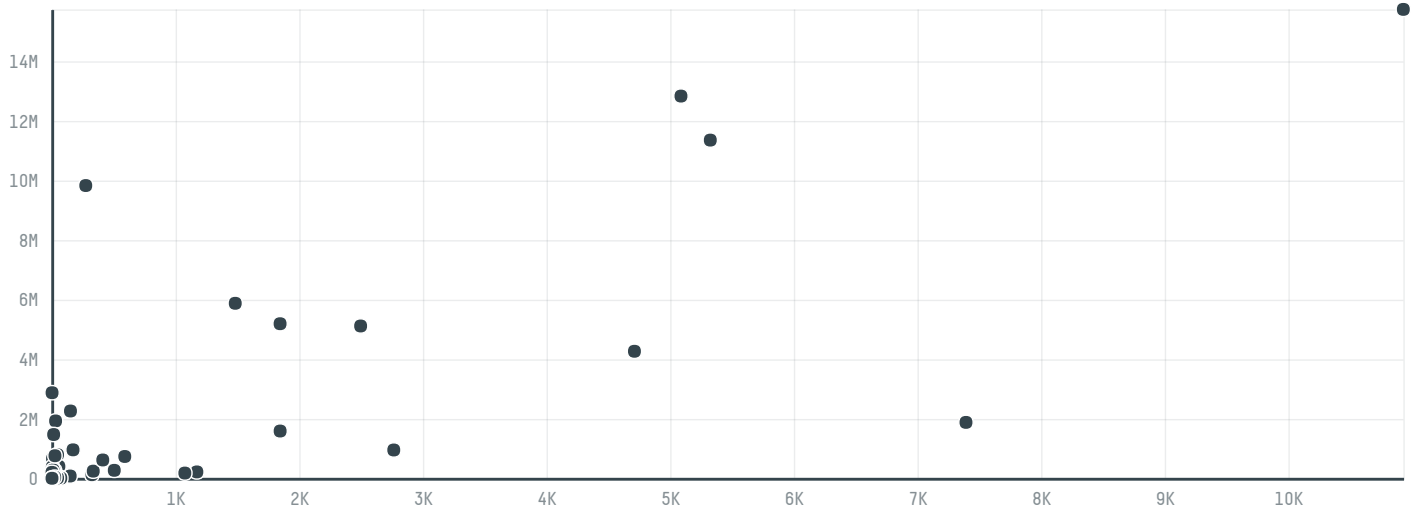


| MUNICIPALITY | SOY DEFORESTATION |
|------------------------|-------------------|
| SAO DESIDERIO | 1,120ha |
| NOVA MUTUM | 67ha |
| CAIAPONIA | 203ha |
| MONTIVIDIU | 52ha |
| SANTO ANTONIO DO LESTE | 68ha |
| SORRISO | 35ha |
| BRASILIA | 48ha |
| GUARDA-MOR | 54ha |
| GUIRATINGA | 43ha |
| URUCUI | 1,331ha |


| BIOME | SOY DEFORESTATION |
|----------------|-------------------|
| CERRADO | 11,324ha |
| MATA ATLANTICA | 22ha |
| PAMPA | N/A |
| AMAZONIA | 123ha |
| PANTANAL | 10ha |
| CAATINGA | < 1ha |

COMPARING COMPANIES EXPORTING SOY FROM BRAZIL IN 2018





Trase is a partnership between




In collaboration with



and many other organizations and individuals.

Donors



[Terms of Use](#) · [Privacy policy](#) · [Cookie policy](#) · [Contact us](#)

