



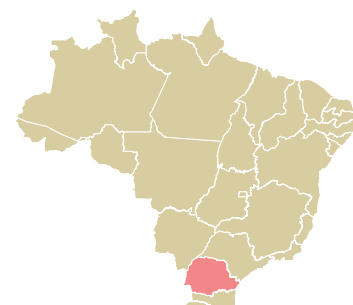
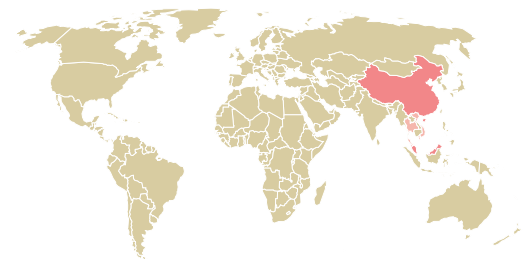
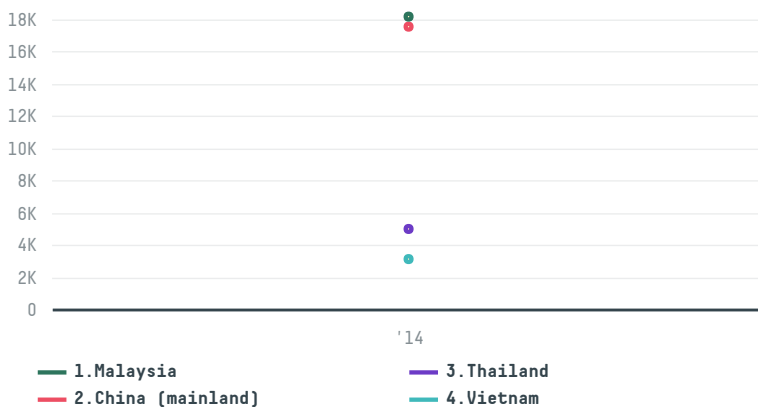
# trase

## Brasil market comercial exportadora e importadora - ep

ACTIVITY: **Exporter**  
COMMODITY: **Soy**  
COUNTRY: **Brazil**  
YEAR: **2014**

Brasil market comercial exportadora e importadora - ep was the 93rd largest exporter of soy from BRAZIL in 2014, accounting for 44 thousand tons. As an exporter, Brasil market comercial exportadora e importadora - ep sources from 5 municipalities, or 0% of the soy production municipalities. The main destination of the soy exported by Brasil market comercial exportadora e importadora - ep is Malaysia, accounting for 42% of the total.

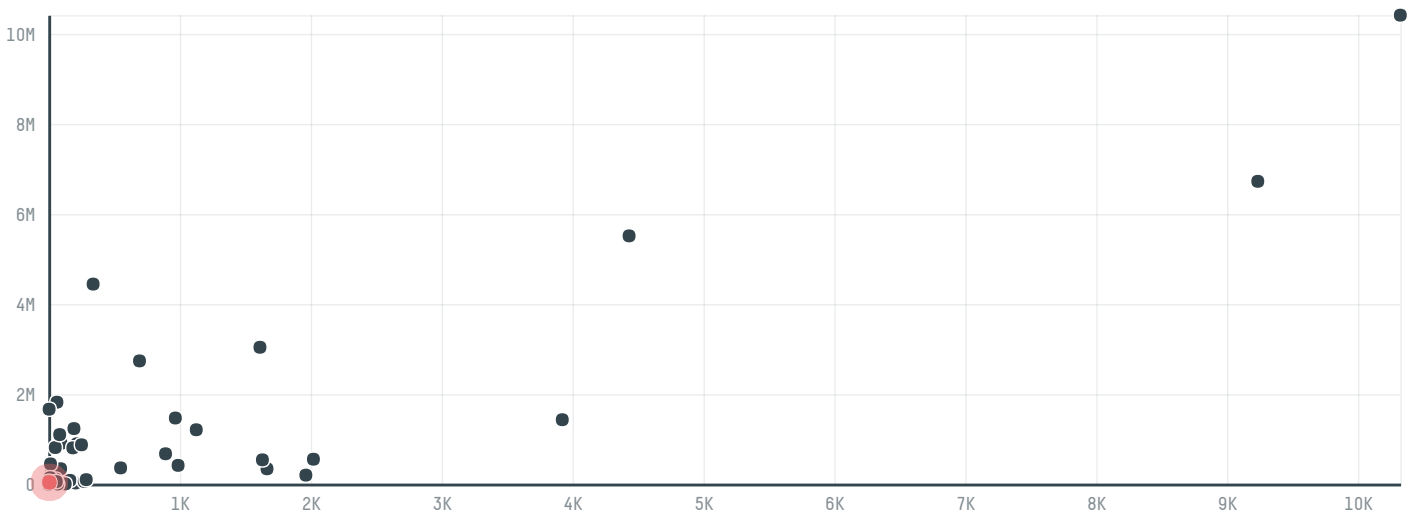
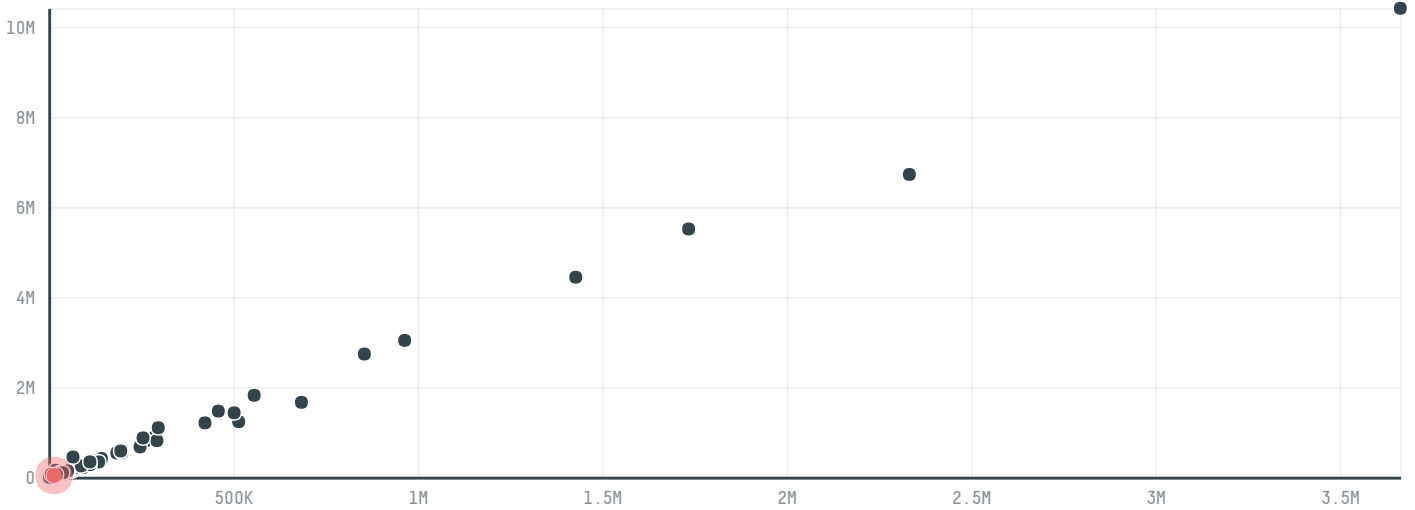
### TOP DESTINATION COUNTRIES OF SOY EXPORTED BY BRASIL MARKET COMERCIAL EXPORTADORA E IMPORTADORA - EP:




MUNICIPALITY	SOY DEFORESTATION
PIRAI DO SUL	3ha
CRUZ MACHADO	N/A
CERRO AZUL	N/A
CAMPO MAGRO	N/A
PIRAQUARA	N/A

BIOME	SOY DEFORESTATION
MATA ATLANTICA	3ha

### COMPARING COMPANIES EXPORTING SOY FROM BRAZIL IN 2014




 Stockholm Environment Institute

 vizzuality

 The Global Environment Facility

 WWF

 Europe

 Global Canopy Programme

 The European Forest Institute


 Gordon and Betty Moore Foundation

 The Nature Conservancy

and many other organizations and individuals.

 Department for International Development

 Formas

 Norway's International Climate and Forest Initiative (NICFI)

[Terms of Use](#) · [Privacy policy](#) · [Cookie policy](#) · [Contact us](#)

