



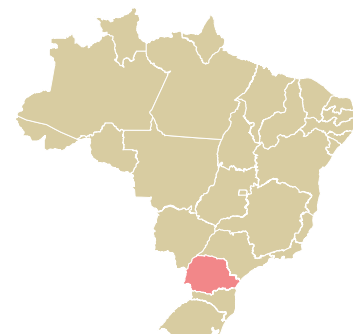
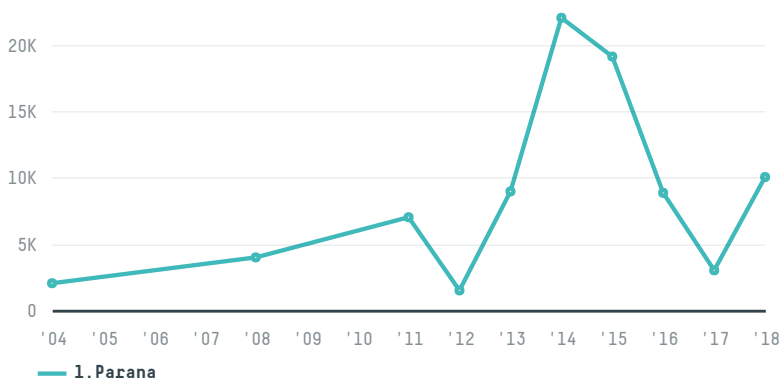
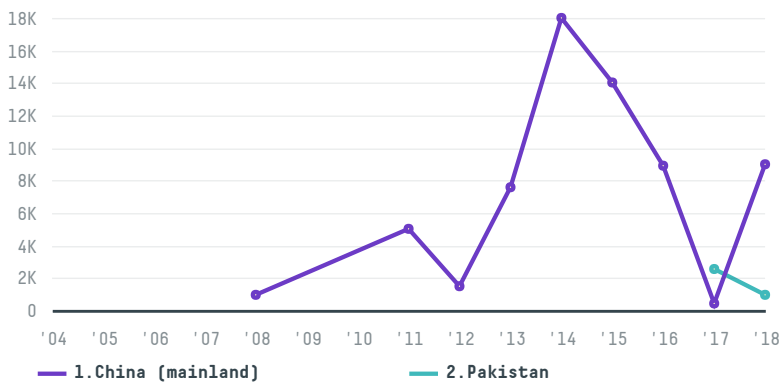
# trase

## San rafael sem e cereais

ACTIVITY: **Exporter**  
COMMODITY: **Soy**  
COUNTRY: **Brazil**  
YEAR: **2018**

San rafael sem e cereais was the 143rd largest exporter of soy from BRAZIL in 2018, accounting for 10 thousand tons. This is a 232% increase vs the previous year. As an exporter, San rafael sem e cereais sources from 1 municipalities, or 0% of the soy production municipalities. The main destination of the soy exported by San rafael sem e cereais is China (mainland), accounting for 90% of the total.

### TOP DESTINATION COUNTRIES OF SOY EXPORTED BY SAN RAFAEL SEM E CEREAIS:



MUNICIPALITY

SOY DEFORESTATION

CORONEL VIVID

N/A

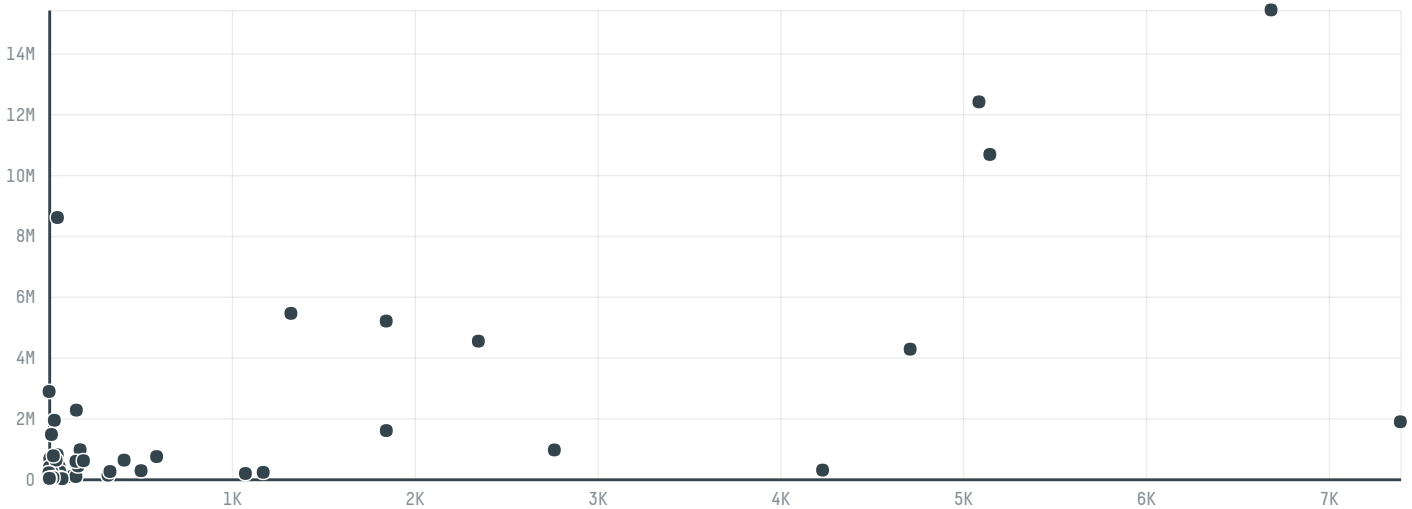
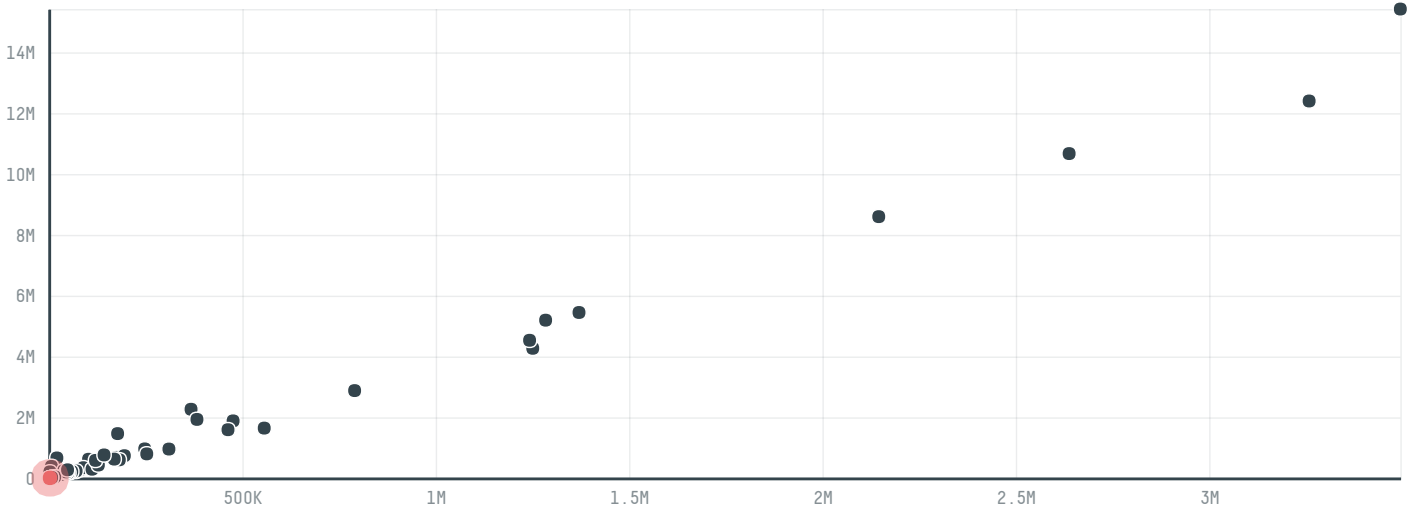
BIOME

SOY DEFORESTATION

MATA ATLANTICA

N/A

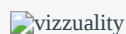
COMPARING COMPANIES EXPORTING SOY FROM BRAZIL IN 2018



Trase is a partnership between

In collaboration with

Donors



This website uses cookies to provide you with an improved user experience. By continuing to browse this site, you consent to the use of cookies and similar technologies. Please visit our [privacy policy](#) for further details.

I AGREE

and many other organizations and individuals.

 Department for International Development

 Formas

 Norway's International Climate and Forest Initiative (NICFI)

[Terms of Use](#) · [Privacy policy](#) · [Cookie policy](#) · [Contact us](#)

This website uses cookies to provide you with an improved user experience. By continuing to browse this site, you consent to the use of cookies and similar technologies. Please visit our [privacy policy](#) for further details.

I AGREE