



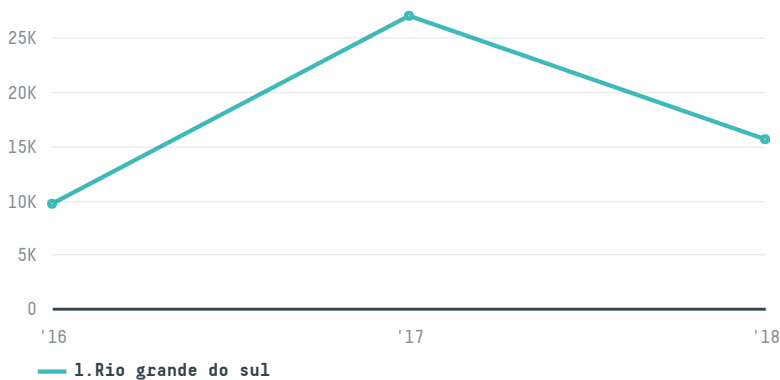
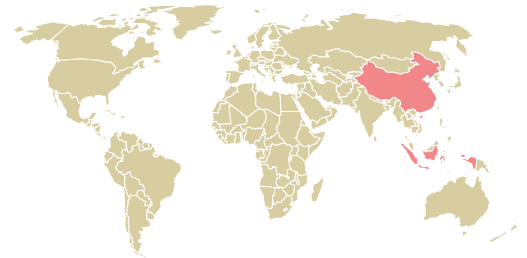
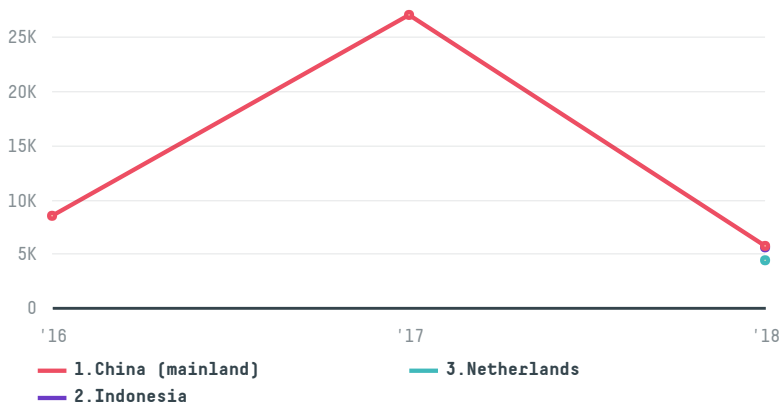
trase

Solar comercio e agroindustria

ACTIVITY: **Exporter**
COMMODITY: **Soy**
COUNTRY: **Brazil**
YEAR: **2018**

Solar comercio e agroindustria was the 128th largest exporter of soy from BRAZIL in 2018, accounting for 16 thousand tons. This is a 42% decrease vs the previous year. As an exporter, Solar comercio e agroindustria sources from 1 municipalities, or 0% of the soy production municipalities. The main destination of the soy exported by Solar comercio e agroindustria is China (mainland), accounting for 37% of the total.

TOP DESTINATION COUNTRIES OF SOY EXPORTED BY SOLAR COMERCIO E AGROINDUSTRIA:



MUNICIPALITY

SANTO EXPEDITO DO SUL

SOY DEFORESTATION

N/A

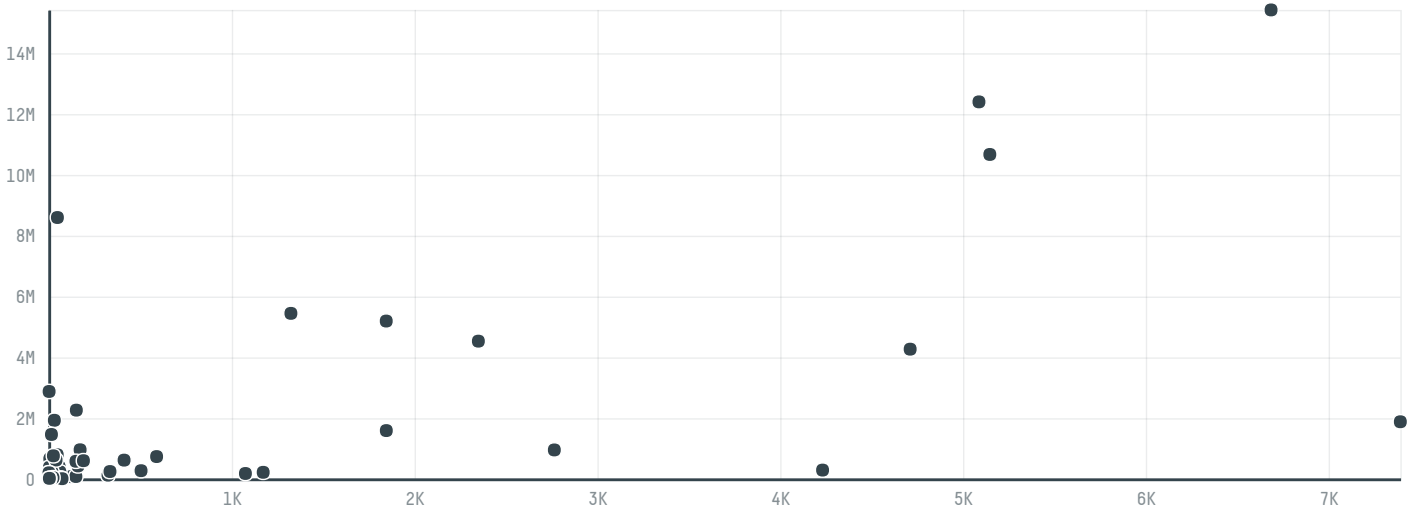
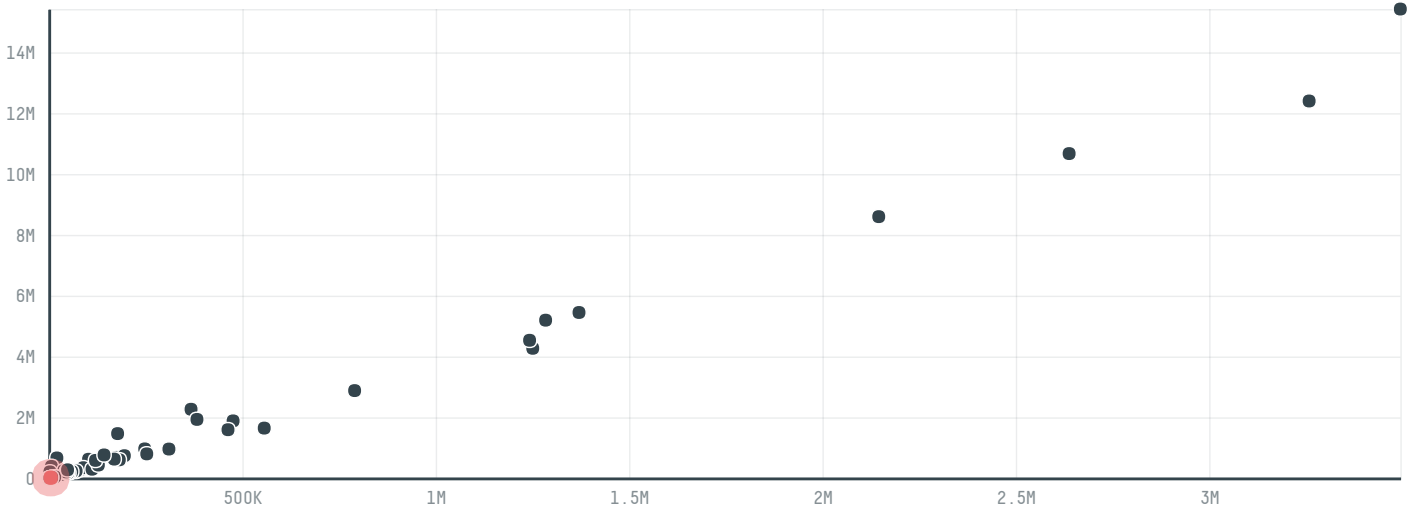
BIOME

MATA ATLANTICA

SOY DEFORESTATION

N/A

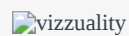
COMPARING COMPANIES EXPORTING SOY FROM BRAZIL IN 2018



Trase is a partnership between

In collaboration with

Donors



This website uses cookies to provide you with an improved user experience. By continuing to browse this site, you consent to the use of cookies and similar technologies. Please visit our [privacy policy](#) for further details.

I AGREE

and many other organizations and individuals.

 Department for International Development

 Formas

 Norway's International Climate and Forest Initiative (NICFI)

[Terms of Use](#) · [Privacy policy](#) · [Cookie policy](#) · [Contact us](#)

This website uses cookies to provide you with an improved user experience. By continuing to browse this site, you consent to the use of cookies and similar technologies. Please visit our [privacy policy](#) for further details.

I AGREE