

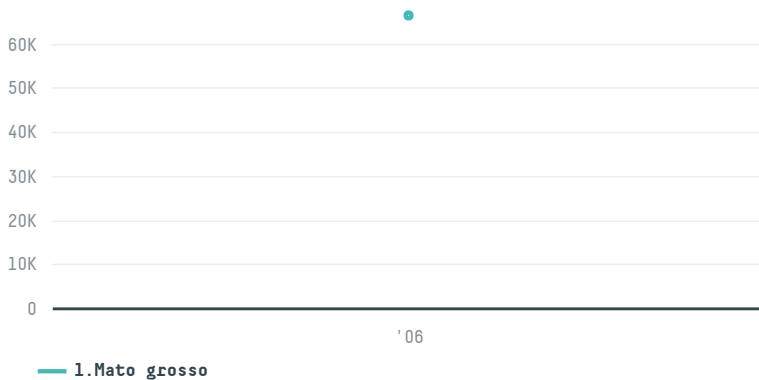
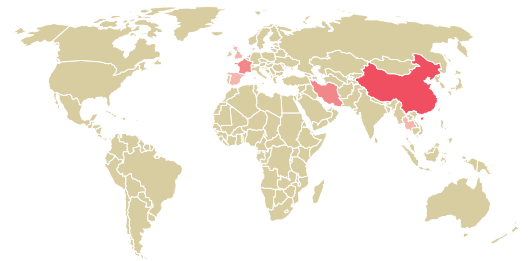
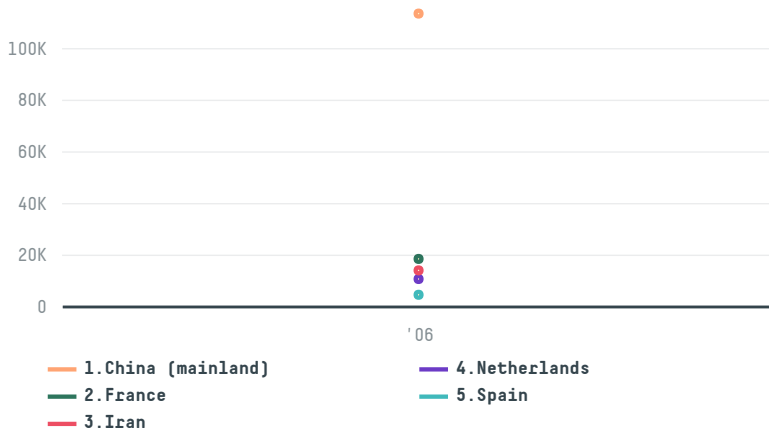


Marfrig global foods

ACTIVITY: **Exporter** COMMODITY: **Soy** COUNTRY: **Brazil** YEAR: **2006**

Marfrig global foods was the 26th largest exporter of soy from BRAZIL in 2006, accounting for 168 thousand tons. As an exporter, Marfrig global foods sources from 2 municipalities, or 0% of the soy production municipalities. The main destination of the soy exported by Marfrig global foods is China (mainland), accounting for 68% of the total.

TOP DESTINATION COUNTRIES OF SOY EXPORTED BY MARFRIG GLOBAL FOODS:



MUNICIPALITY

SOY DEFORESTATION

TANGARA DA SERRA

797ha

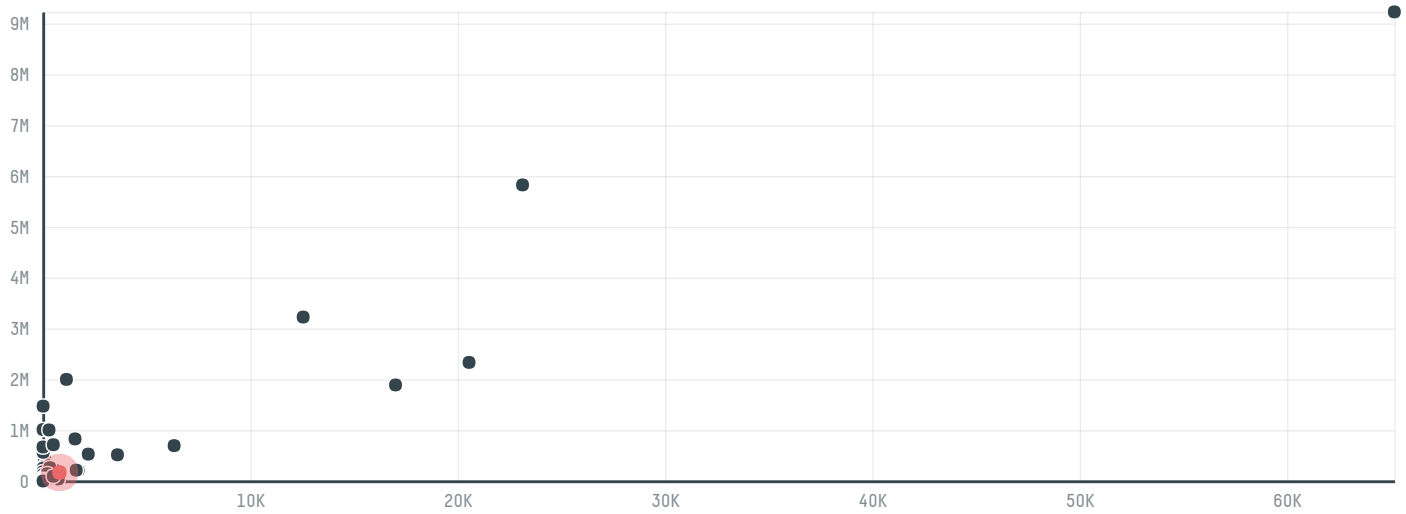
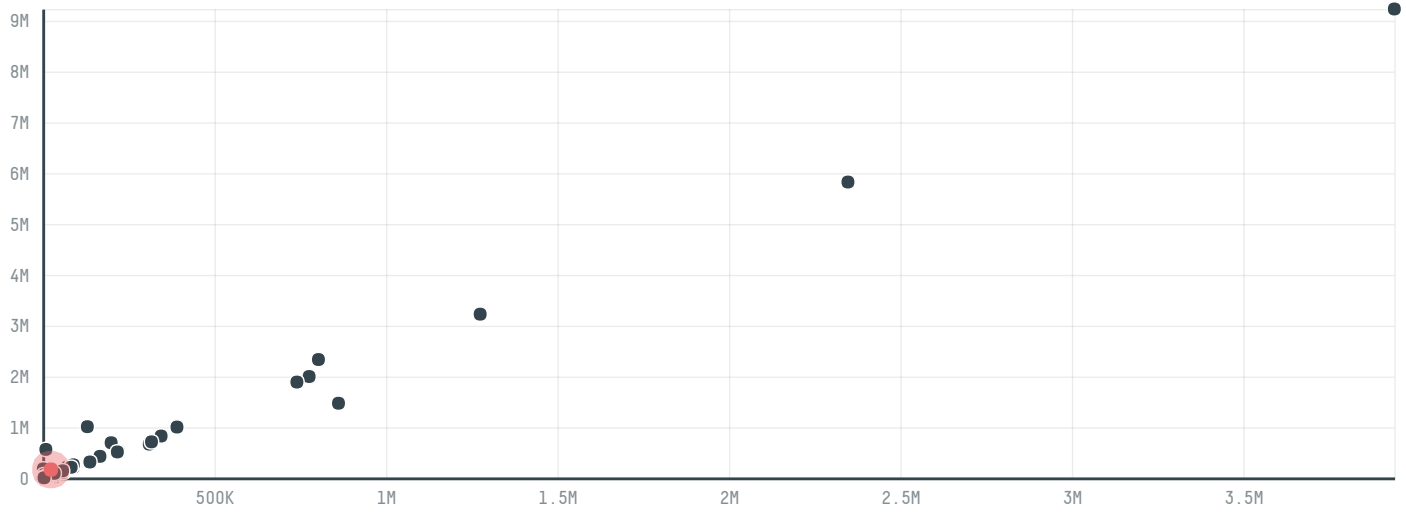
BIOME

SOY DEFORESTATION

CERRADO

797ha

COMPARING COMPANIES EXPORTING SOY FROM BRAZIL IN 2006



Trase is a partnership between

In collaboration with

Donors

Stockholm Environment Institute

vizzuality

The Global Environment Facility

WWF

Europe


This website uses cookies to provide you with an improved user experience. By continuing to browse this site, you consent to the use of cookies and similar technologies. Please visit our [privacy policy](#) for further details.

I AGREE

and many other organizations and individuals.

 Department for International Development

 Formas

 Norway's International Climate and Forest Initiative (NICFI)

[Terms of Use](#) · [Privacy policy](#) · [Cookie policy](#) · [Contact us](#)

This website uses cookies to provide you with an improved user experience. By continuing to browse this site, you consent to the use of cookies and similar technologies. Please visit our [privacy policy](#) for further details.

I AGREE