



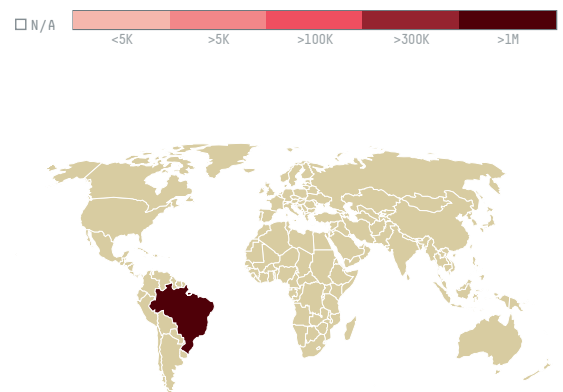
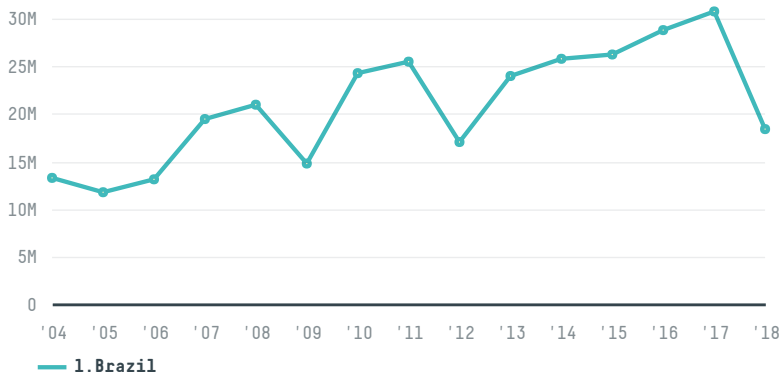
trase

Domestic consumption

ACTIVITY: **Importer**
COMMODITY: **Soy**
COUNTRY: **Brazil**
YEAR: **2018**

Domestic consumption was the largest importer of soy from BRAZIL in 2018, accounting for 18.3 million tons. This is a 40% decrease vs the previous year. The main destination of the soy imported by Domestic consumption is Brazil, accounting for 100% of the total.

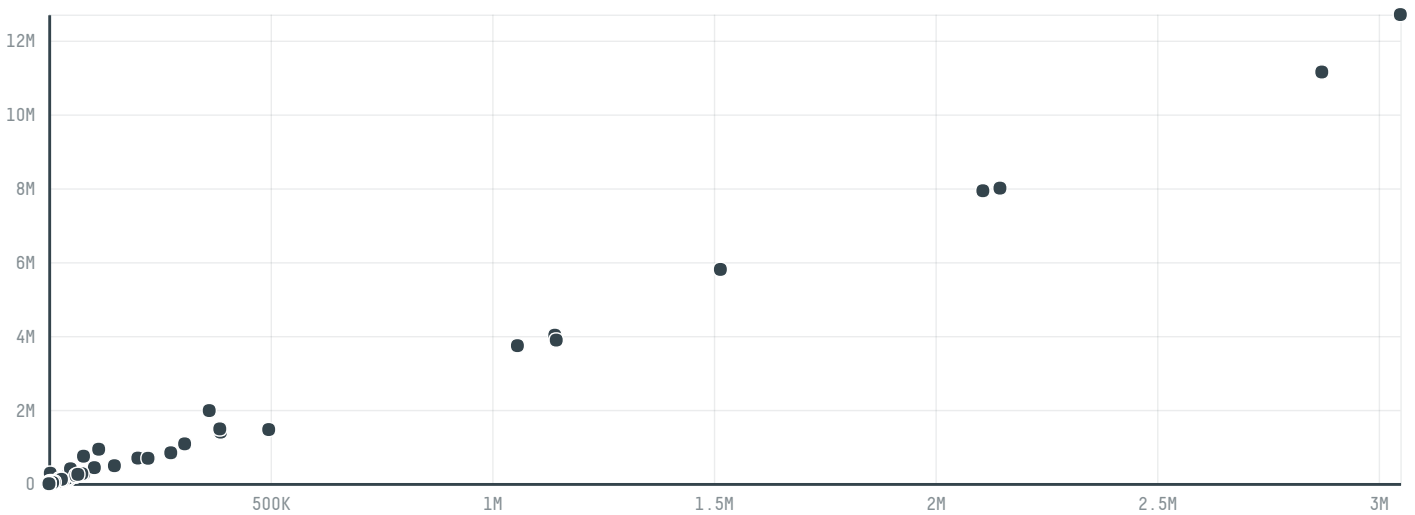
TOP DESTINATION COUNTRIES OF SOY IMPORTED BY DOMESTIC CONSUMPTION:

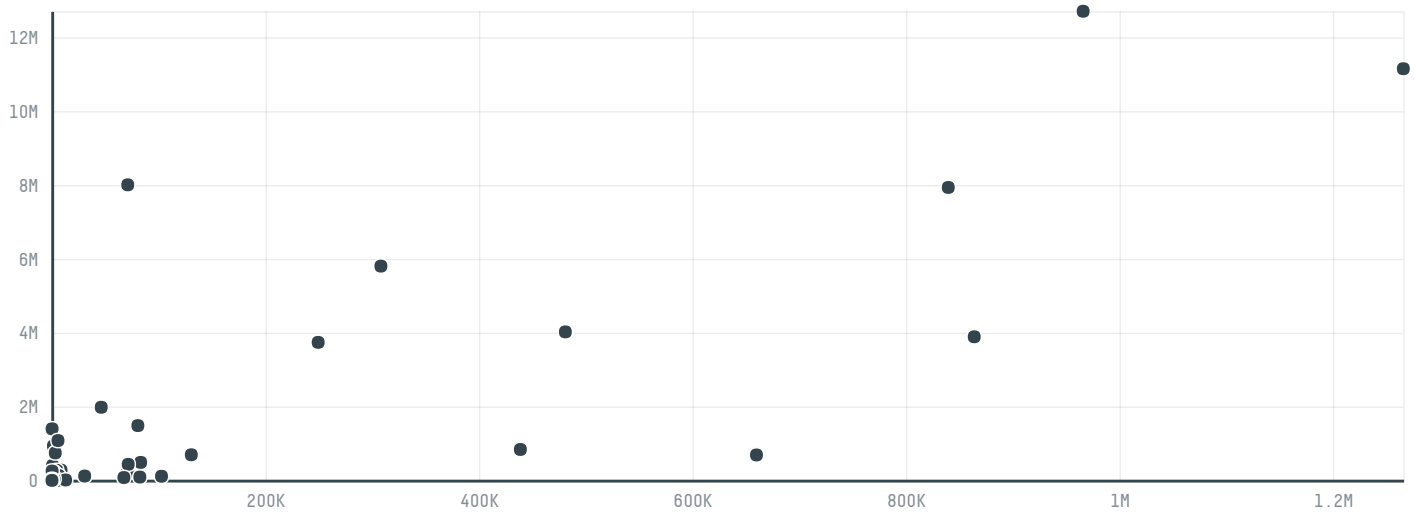
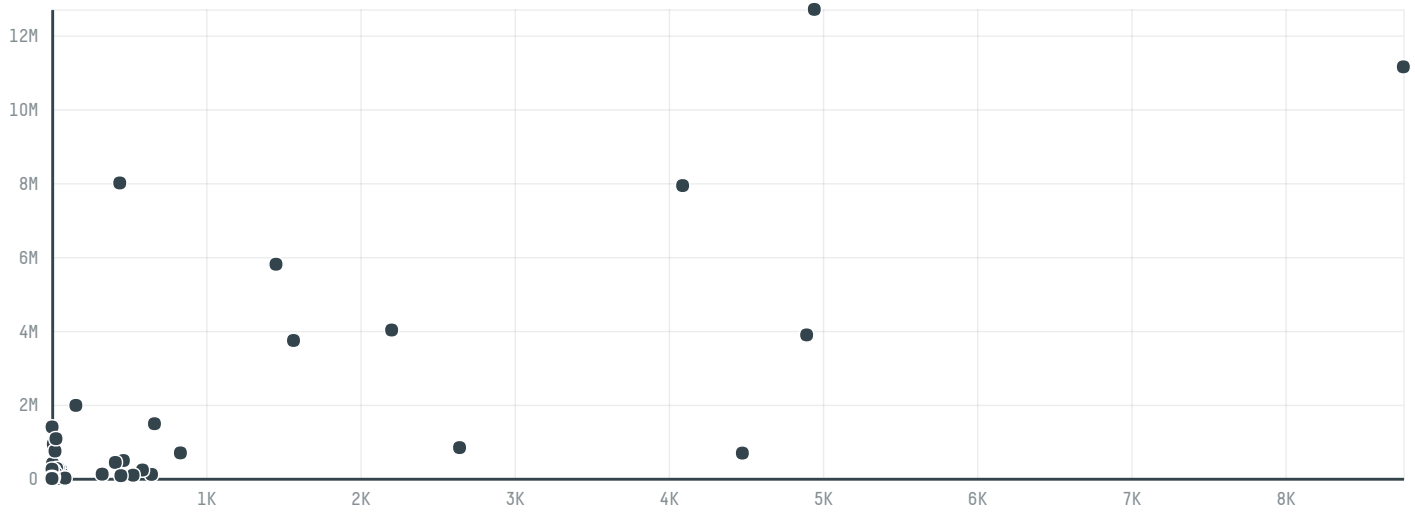


| MUNICIPALITY | SOY DEFORESTATION |
|------------------------|-------------------|
| SAO DESIDERIO | 1,120ha |
| NOVA MUTUM | 67ha |
| CAIAPONIA | 203ha |
| MONTIVIDIU | 52ha |
| SANTO ANTONIO DO LESTE | 68ha |
| SORRISO | 35ha |
| BRASILIA | 48ha |
| GUARDA-MOR | 54ha |
| GUIRATINGA | 43ha |
| URUCUI | 1,331ha |

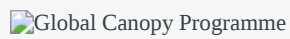
| BIOME | SOY DEFORESTATION |
|----------------|-------------------|
| CERRADO | 11,324ha |
| MATA ATLANTICA | 22ha |
| PAMPA | N/A |
| AMAZONIA | 123ha |
| PANTANAL | 10ha |
| CAATINGA | < 1ha |

COMPARING COMPANIES IMPORTING SOY FROM BRAZIL IN 2018





Trase is a partnership between




In collaboration with



and many other organizations and individuals.

Donors



[Terms of Use](#) · [Privacy policy](#) · [Cookie policy](#) · [Contact us](#)

This website uses cookies to provide you with an improved user experience. By continuing to browse this site, you consent to the use of cookies and similar technologies. Please visit our [privacy policy](#) for further details.

I AGREE

