



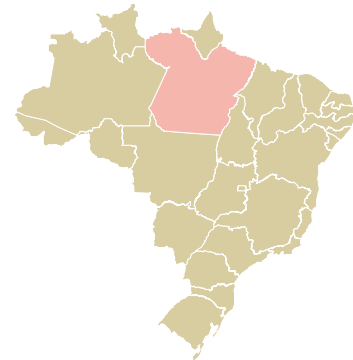
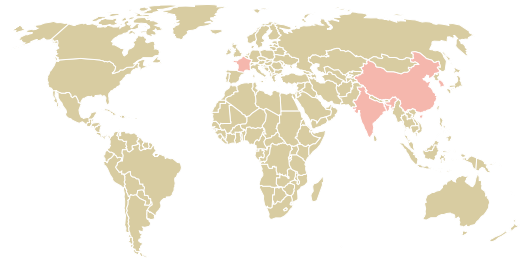
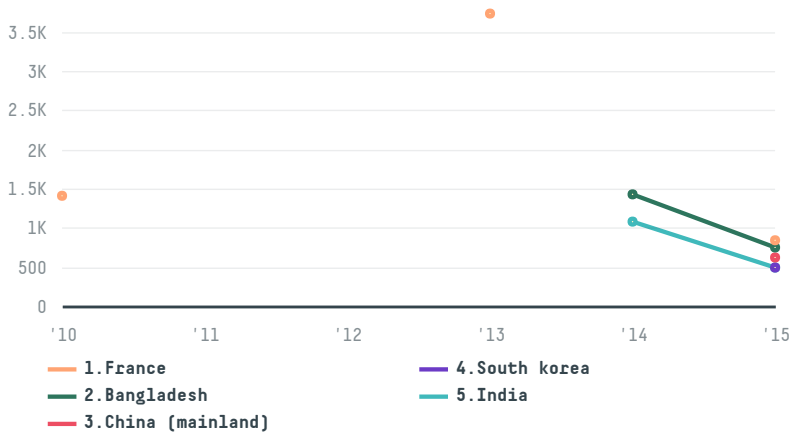
trase

T t comercio

ACTIVITY: **Exporter**
COMMODITY: **Soy**
COUNTRY: **Brazil**
YEAR: **2015**

T t comercio was the 202nd largest exporter of soy from BRAZIL in 2015, accounting for 3 thousand tons. This is a 45% decrease vs the previous year. As an exporter, T t comercio sources from 2 municipalities, or 0% of the soy production municipalities. The main destination of the soy exported by T t comercio is France, accounting for 26% of the total.

TOP DESTINATION COUNTRIES OF SOY EXPORTED BY T T COMERCIO:



MUNICIPALITY

SOY DEFORESTATION

TAILANDIA

< 1ha

TRACUATEUA

N/A

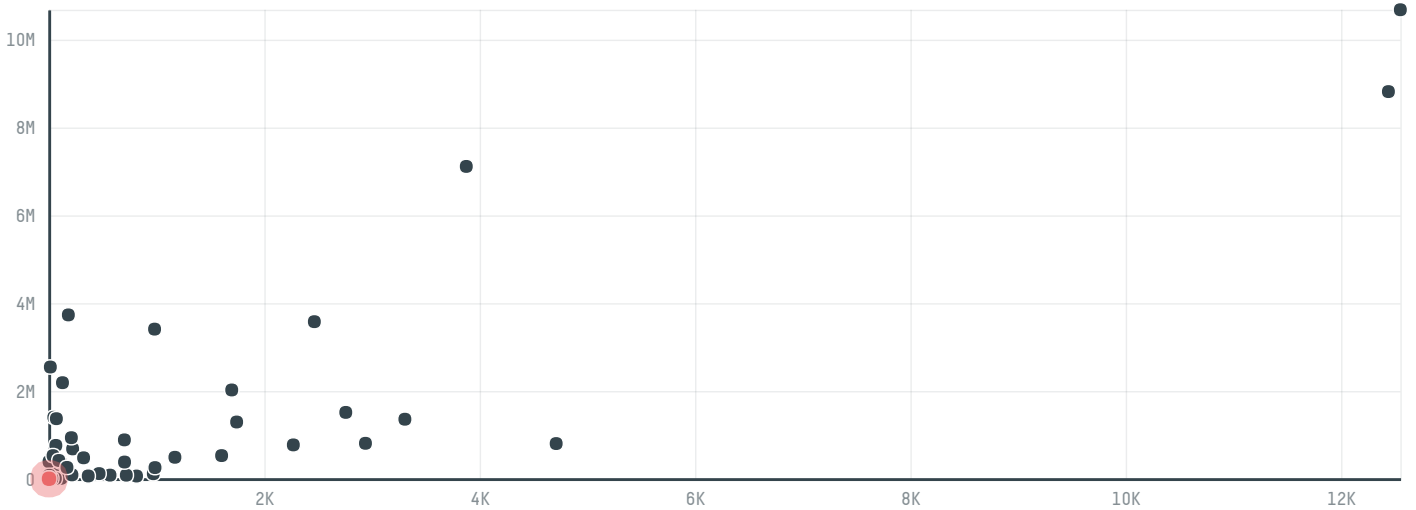
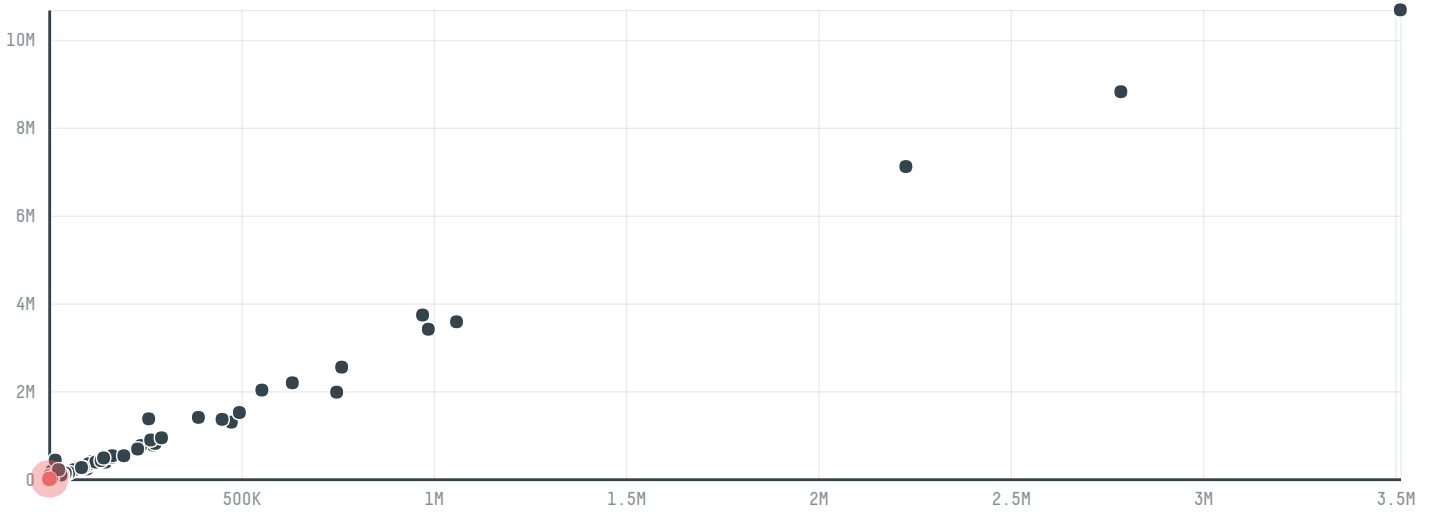
BIOME

SOY DEFORESTATION

AMAZONIA

< 1ha

COMPARING COMPANIES EXPORTING SOY FROM BRAZIL IN 2015



Trase is a partnership between

In collaboration with

Donors



This website uses cookies to provide you with an improved user experience. By continuing to browse this site, you consent to the use of cookies and similar technologies. Please visit our [privacy policy](#) for further details.

I AGREE

 Global Canopy Programme

 The European Forest Institute

 The Nature Conservancy

and many other organizations and individuals.

 Department for International Development

 Formas

 Norway's International Climate and Forest Initiative (NICFI)

[Terms of Use](#) · [Privacy policy](#) · [Cookie policy](#) · [Contact us](#)

This website uses cookies to provide you with an improved user experience. By continuing to browse this site, you consent to the use of cookies and similar technologies. Please visit our [privacy policy](#) for further details.

I AGREE