



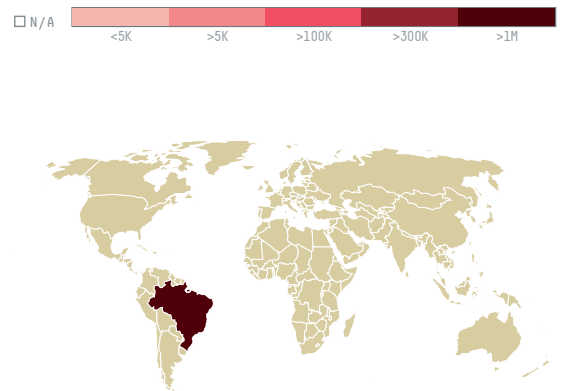
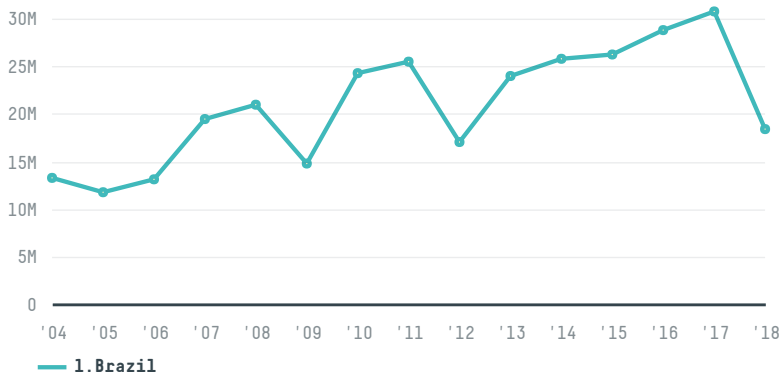
# trase

## Domestic consumption

ACTIVITY      COMMODITY      COUNTRY      YEAR  
**Exporter**      **Soy**      **Brazil**      **2018**

Domestic consumption was the largest exporter of soy from BRAZIL in 2018, accounting for 18.3 million tons. This is a 40% decrease vs the previous year. The main destination of the soy exported by Domestic consumption is Brazil, accounting for 100% of the total.

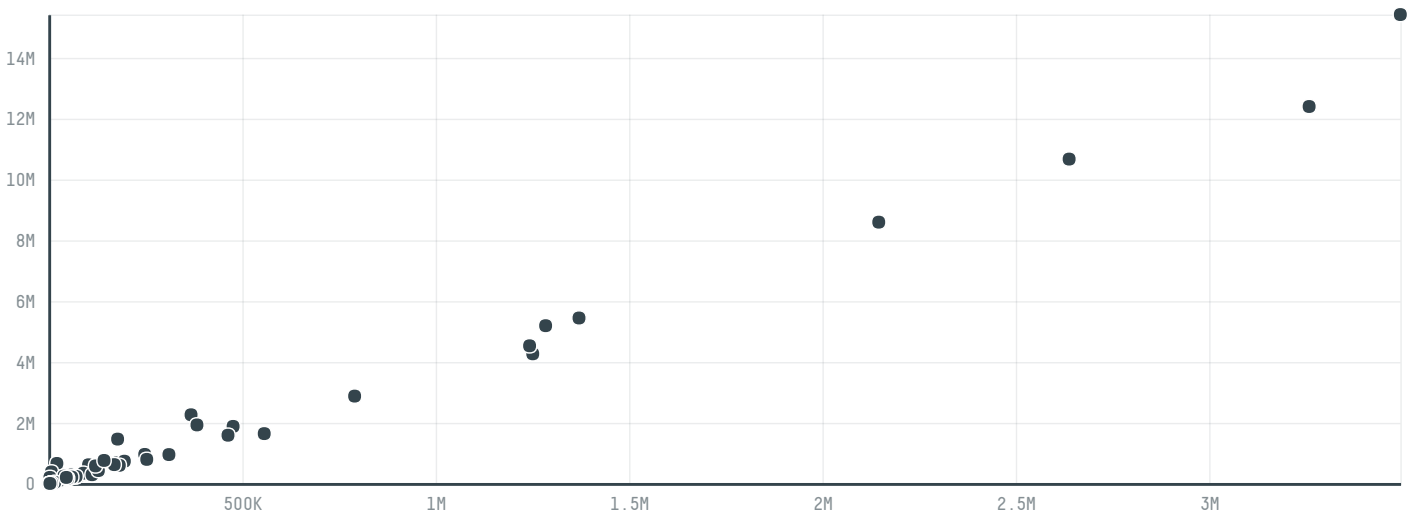
### TOP DESTINATION COUNTRIES OF SOY EXPORTED BY DOMESTIC CONSUMPTION:

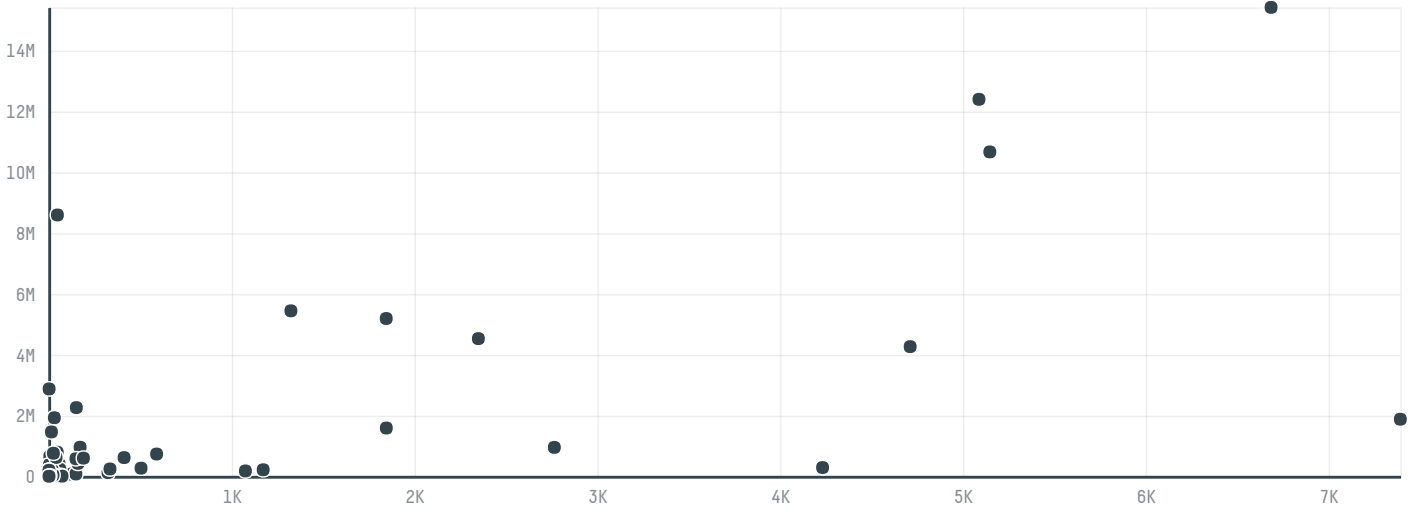


MUNICIPALITY	SOY DEFORESTATION
SAO DESIDERIO	1,120ha
NOVA MUTUM	67ha
CAIAPONIA	203ha
MONTIVIDIU	52ha
SANTO ANTONIO DO LESTE	68ha
SORRISO	35ha
BRASILIA	48ha
GUARDA-MOR	54ha
GUIRATINGA	43ha
URUCUI	1,331ha

BIOME	SOY DEFORESTATION
CERRADO	11,324ha
MATA ATLANTICA	22ha
PAMPA	N/A
AMAZONIA	123ha
PANTANAL	10ha
CAATINGA	< 1ha


#### COMPARING COMPANIES EXPORTING SOY FROM BRAZIL IN 2018






Trase is a partnership between

 Stockholm Environment Institute

 Global Canopy Programme

In collaboration with

 vizzuality

 The European Forest Institute

and many other organizations and individuals.

Donors

 The Global Environment Facility

 WWF

 Europe

 Gordon and Betty Moore Foundation

 The Nature Conservancy

 Department for International Development

 Formas

 Norway's International Climate and Forest Initiative (NICFI)

[Terms of Use](#) · [Privacy policy](#) · [Cookie policy](#) · [Contact us](#)